

Citizen's Research Report on Covid Deaths in TamilNadu

**Report by
Arappor Iyakkam
15/06/2021**

அரப்போர் இயக்கம்
அகிம்சை வழியில் ஒரு துவக்கம்

No 7 Satya Plaz 2nd Floor Dr Thirumoorthy Nagar main Road Nungambakkam Chennai
600034 www.arappor.org contact@arappor.org

Table of Contents

I. Executive Summary:	3
II. Introduction:	4
III. Methodology:	4
IV: Analysis of Mortality data:	5
a. Analysis of Death Certificate Data across 3 years:	6
b. Comparison of death certificate data with declared Covid deaths	10
V: Estimation for entire state:	14
VI: Definition of Covid Death:	15
VI: Case studies:	17
VII: Key Findings:	19
VIII: Recommendations:	20
IX: Conclusion:	21
X: Annexures:	22

I. Executive Summary:

Arappor Iyakkam, a citizens movement for Transparent and Accountable Governance has come up with this research report on underreporting of deaths due to Corona. Arappor has done this study based on analysis of 6 Government Hospitals across Tamilnadu.

Analysis of death data of 6 hospitals that is available online revealed that the total number of deaths for which death certificates has been issued in the months of April and May together stand at 4437 and 3261 for 2019 and 2020 respectively and has increased drastically to 11699 in April and May months of year 2021. The report found that there has been an increase of atleast 7262 deaths in the months of April and May 2021 compared to April and May months of 2019. Compared to 2020, increase in deaths stands at 8438. On the other hand, the report finds that the total death of patients declared as covid deaths in the months of April and May 2021 by the media bulletin of the Department of Health and Family Welfare is only 863 in these 6 hospitals. The report therefore finds that the mortality in these 6 hospitals is 13.5 times more than the declared covid deaths. The report finds that the likely underreporting of covid deaths in these 6 hospitals is atleast 8.4 to 9.8 times more than the declared covid deaths in the media bulletin for the months of April and May 2021.

The report also records a few anecdotal evidences of how relatives died of Corona and yet their deaths have not been recorded in the media bulletin nor have been given document citing covid as cause of death. The report calls for an independent time bound audit and investigation into the massive underreporting of covid deaths.

Transparency is key to not only find the truth of the situation but also to access the compensation for the relatives of those who died of Covid. Given there are many families which are likely to becomes ineligible for compensation due to the massive underreporting of covid deaths, Government should take a concerted and humanitarian approach to solving this problem.

The report calls for formation of an independent committee to audit and immediately correct the underreporting of covid deaths. The report also calls for issue/ reissue of Medical Certification for cause of death as per ICMR guidelines. The report also seeks a simple grievance redressal mechanism for relatives of those deceased due to covid.

II. Introduction:

Arappor Iyakkam, first of all, salutes and appreciates the service of all the frontline workers in this war against Covid. There is absolutely no doubt that their dedication has saved lakhs of lives in the state and the country. However, on the other side many of us over the last 2 months have experienced news of our near and dear ones dying, be it friends or relatives or known circles and this clearly seemed disproportional to the number of deaths declared by the Department of Health and Family Welfare, TamilNadu. This seems to be the case throughout India as well where we saw deadbodies in queues in crematorium for getting final rights done. Therefore, this report is an effort to find the actual number of deaths that happened due to Covid, how much increase in deaths have we experience compared to last couple of years and how much it is proportional or disproportional to the declared deaths by the Government.

There has been announcement by the Government promising compensation to families of those who passed away due to covid with children below 18 years of age. There is still no clarity on whether there would be any sort of compensation for others. However it is important that in the event of such a compensation to be availed, the families of those who passed away due to covid and its complications needs to have documentation that the family member died due to Covid. Therefore, underreporting can cause a huge problem for thousands and thousands of families and hence it is very important to ascertain and correct the level of underreporting. This study is an effort towards such as assessment.

III. Methodology:

The report primarily depended on the death certificate data released by the Government of TamilNadu. In the website, http://117.232.67.141/birth_death_tn/PubDeathCertReport.jsp , Government of TamilNadu has been uploading the death certificates of people who died in different hospitals across districts. Since an apple-to-apple comparison is necessary in such an analysis, we first looked for hospitals that had death certificates data for April and May months of all the 3 years 2019, 2020 and 2021. When we had initiated this study

end of May 2021, we had found that there are 6 hospitals for which data has been uploaded for all the 3 years. The 6 hospitals are

1. Government Rajaji Hospital, Madurai
2. Coimbatore Medical College Hospital
3. Mahatma Gandhi Memorial Medical College and Hospital, Trichy
4. Vellore Medical College
5. Karur Medical College
6. Tirupur Government Headquarters Hospital

These hospitals also are geographically from different parts of TamilNadu. These hospitals geographically cover the northern, western, central and southern parts of Tamilnadu.

Data for number of death certificates issued for male and female were collected for each day of the months of January to May 2021 for each of these 6 hospitals for the years 2019, 2020 and 2021. The data collected is as of 13/06/2021 from the website. It is possible that a few more death certificates may also be uploaded for the month of May 2021 in the third and fourth weeks of June. Therefore, if any, the data that we have is only a conservative estimate of the actual deaths and the actual number could only be more than what is calculated in this report. The number of deaths for which death certificates have been issued in April & May 2021 is compared against deaths of the same months in 2019 and 2020.

On the other hand, covid death data declared in the media bulletin everyday in the month of April and May 2021 has been tabulated and calculated for these 6 hospitals. The death declared in the bulletin has been compared with the increase in death certificate data of 2021 over previous years.

IV: Analysis of Mortality data:

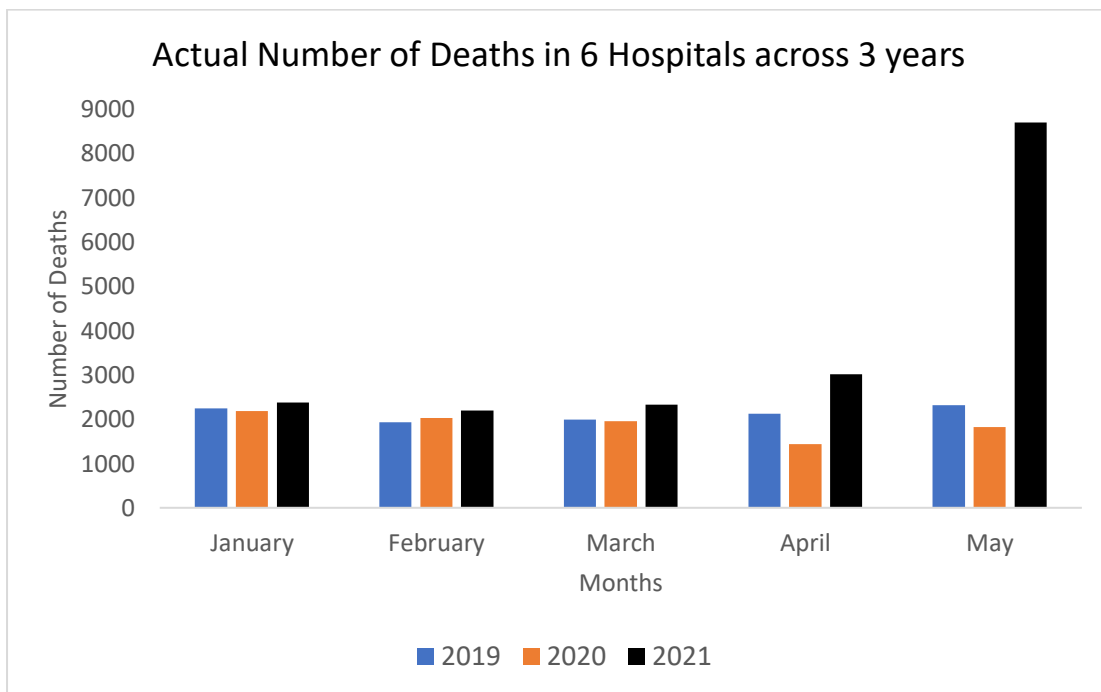
It must be noted that the second wave of Covid started taking off in the month of April 2021 and was at its peak in May 2021 in Tamilnadu. While cities like Chennai saw a peak in the earlier part of May, southern and western districts reached their peak in the later part of May.

a. Analysis of Death Certificate Data across 3 years:

The first part is the analysis of mortality data over the years 2019, 2020 and 2021 for the months of April and May when the second wave started and peaked. In a normal course of timeline, unless there is something different that happened in these months, statistically the number of deaths over these 3 years should remain the same or increase slightly due to the increase in population over time. Any drastic increase in death numbers point to a specific instance of a disease spread and there is no other disaster that happened other than Covid.

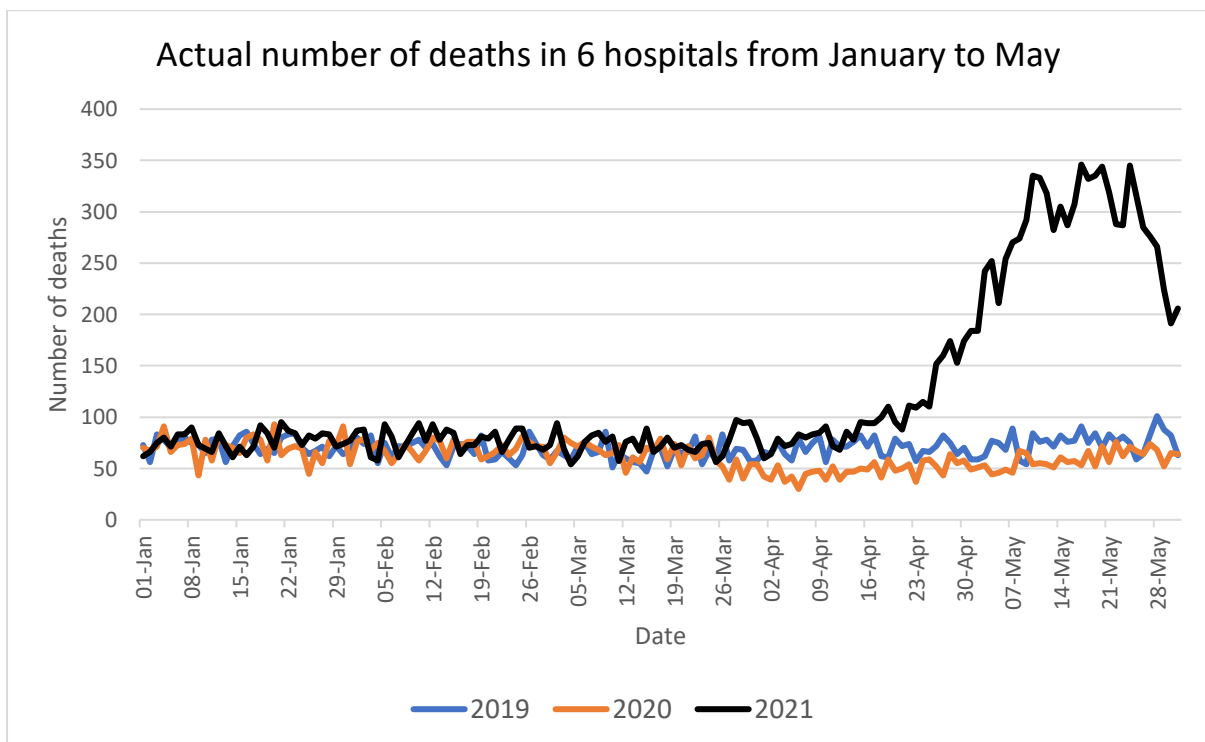
The below table and chart shows the mortality data of the 6 hospitals under study

Year/ Month	January	February	March	April	May
2019	2237	1927	1986	2117	2320
2020	2185	2028	1958	1440	1821
2021	2375	2189	2324	3009	8690

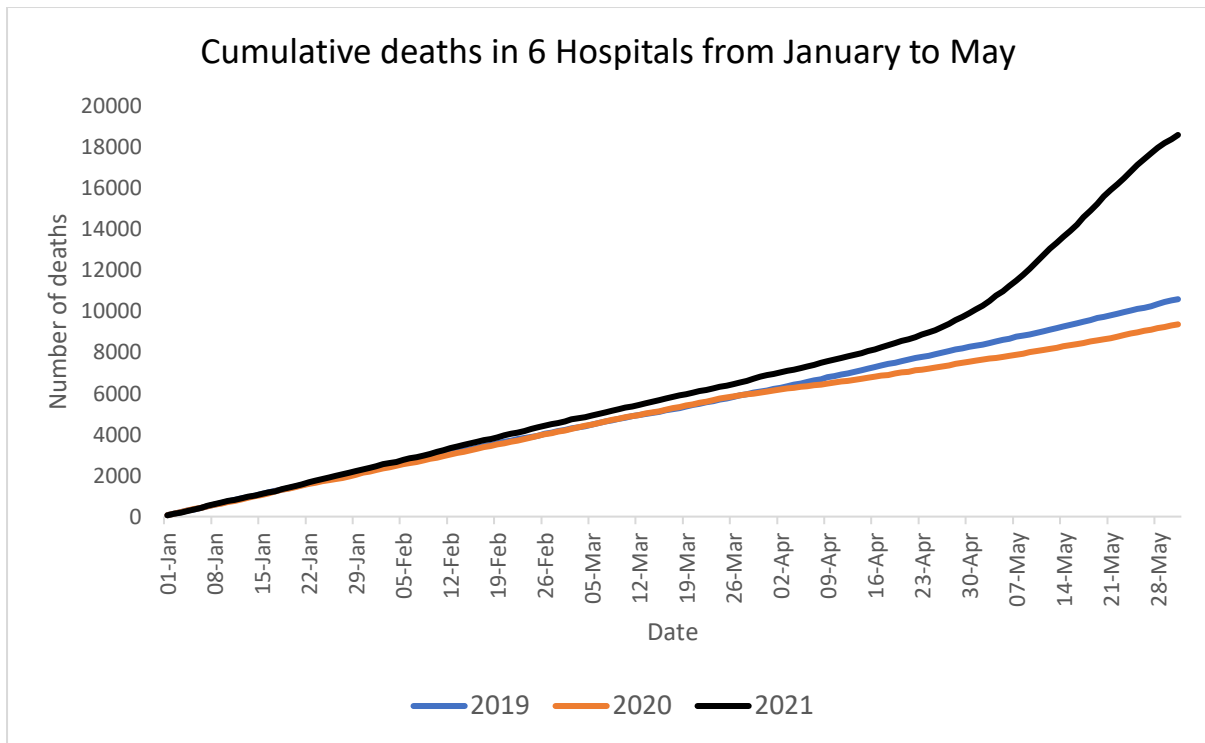


We have taken the death certificate data from January to May, which clearly show that between January and March, when the first wave of Covid had reached its low and the second wave of covid yet to take off, the number of deaths are more or less the same. However, mortality has seen a sharp dip in April 2020 and compared to April 2019 and then a

rise in April 2021. The dip in April 2020 may be attributed to the lockdown that TamilNadu had in April 2020 when Corona first wave was in its early phase. The drop could be attributed to prevention of other deaths such as road accidents because of the lockdown and suspension of many surgeries that were to take place then etc. However, in April 2021, with the start of the second wave, we have seen a big increase in mortality. The mortality in April 2021 in these 6 hospitals stood at 3009 while it was 2117 in April 2019 and 1440 in April 2020. Death in April 2021 was 892 more than what it was in April 2019 and 1569 more than what it was in April 2020. This further increased drastically in May. May 2021 recorded 8690 hospital deaths in these 6 hospitals while it was 2320 and 1821 in May 2019 and May 2020 respectively. The mortality in May 2021 increased by 6370 compared to May 2019 and 6869 compared to May 2020.



*Taken from number of death certificates issued for corresponding dates



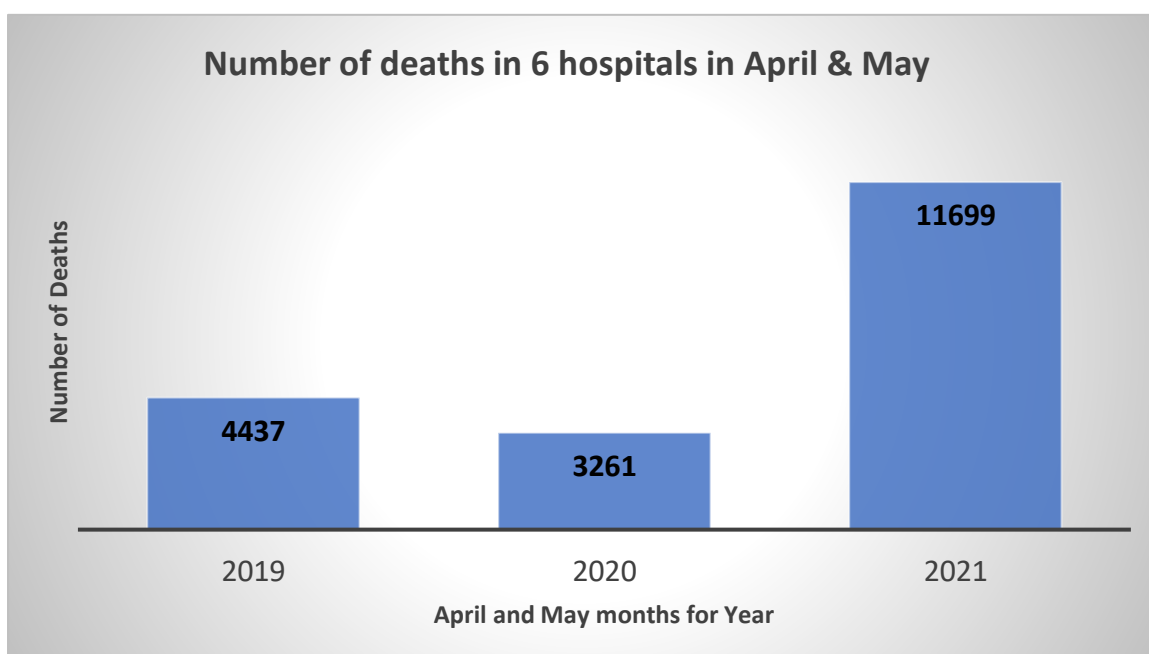
The increased mortality is directly proportional to the rise of the second wave of covid. Therefore, the increased numbers in April and May compared to previous years are most likely due to covid and its complications.

The consolidated table of deaths for each of the 6 hospitals have been tabulated below

Hospital Name	Total Deaths in April and May 2019	Total Deaths in April and May 2020	Total Deaths in April and May 2021	Increase in Deaths in April and May 2021 compared to 2019	Increase in Deaths in April and May 2021 compared to 2020
Government Rajaji Hospital Madurai	1331	980	3152	1821	2172
Coimbatore Medical College Hospital	1356	955	3464	2108	2509

Mahatma Gandhi Memorial Medical College and Hospital, Trichy	717	491	1806	1089	1315
Vellore Medical College Hospital	759	583	1416	657	833
Karur Medical College Hospital	130	120	960	830	840
Tiruppur Government Headquarters Hospital	144	132	901	757	769
Total Deaths	4437	3261	11699	7262	8438

It must be noted that across all 6 hospitals, the pattern of death data is similar. The number of deaths saw a decrease in 2020 from the year 2019 and then saw a drastic increase in the year 2021 for the months of April and May 2021. The number of deaths in the April and May months for all the 6 hospitals stands at 4437 for 2019, 3261 for 2020 and 11699 for 2021.



Given that TamilNadu did not have a lockdown in April of 2021 and had a complete lockdown for most parts of May 2021, the death numbers should be expected to be between these 2 numbers of 3261 and 4437 or at the maximum around 4437 which was the number of deaths in a non covid year if not for a severe spread of Covid and its complications. However, the number of deaths have increased massively in each of these 6 hospitals and overall the number of deaths in these hospitals have increased by 2.6 of what it was in 2019 and 3.6 times of what it was in 2020 during the same months of April and May. In actual numbers, the number of deaths in these 6 hospitals in April and May 2021 is 7262 more than what it was in April and May of 2019 and 8438 more than what it was in April and May of 2020.

Amongst the 6 hospitals, the increase in deaths is lowest in Vellore medical college which saw an increase of 1.86 times compared to 2019 and highest in Karur Medical College Hospital and Tiruppur Government Headquarters hospital which saw an increase of 7.4 times and 6.3 times respectively in 2021 compared to 2019 for the months of April and May.

The above analysis overall concludes that the number of deaths that are likely due to Covid and its complications in these 6 hospitals is likely between 7262 and 8438 in the Months of April and May 2021.

b. Comparison of death certificate data with declared Covid deaths

The previous section recorded the massive increase in the deaths in the 6 hospitals. While it can be broadly ascertained that most of these increased deaths in the April and May months of 2021 may be attributed to covid and its complications, it needs to be analysed and cross checked on whether these increased deaths calculated in the above section has been declared in the covid death media bulletin or not.

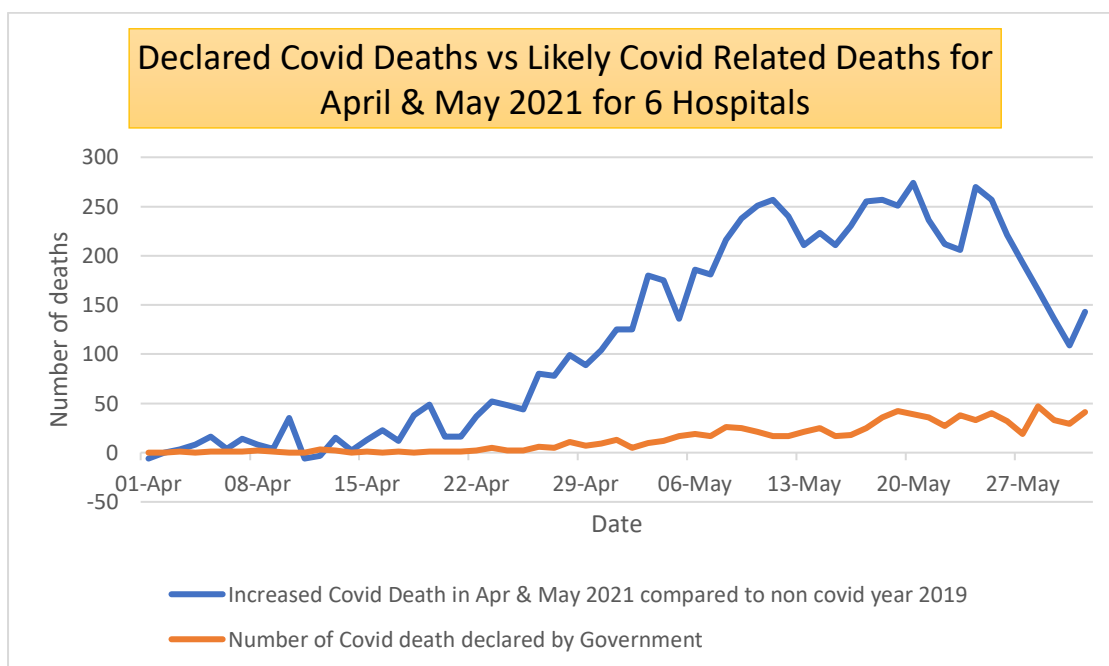
Therefore, the report collected and analyzed the death bulletin data released by the Department of Health and Family Welfare for these 6 hospitals. Offlate in the later part of May and early June 2021, there has also been an effort to disclose many deaths that happened in April and early May that was for some best known reasons to them left out earlier without reporting. We have taken into account all the death data declared for the months of April and May 2021 as of the media bulletin

released until 13th June 2021. In these 6 hospitals, TamilNadu Government declared only 66 deaths in April 2021 against increased deaths of 892 to 1569 in April 2021(calculated based on increased number of death certificates issued in April 2021 compared to April 2019 and April 2020). In May 2021, a total of 797 deaths for these 6 hospitals has been reported in the media bulletin against the increased deaths of 6370 to 6869. This shows that the actual increased deaths in April 2021 is 13.5 to 23.8 times the declared bulletin deaths in April 2021 and that the actual increased deaths in May 2021 is 8 to 8.6 times the declared bulletin deaths in April 2021.

The table below shows the comparison between increased deaths in April and May 2021 with respect to years 2019, 2020 and the number of deaths declared in the media bulletin for the months of April and May 2021

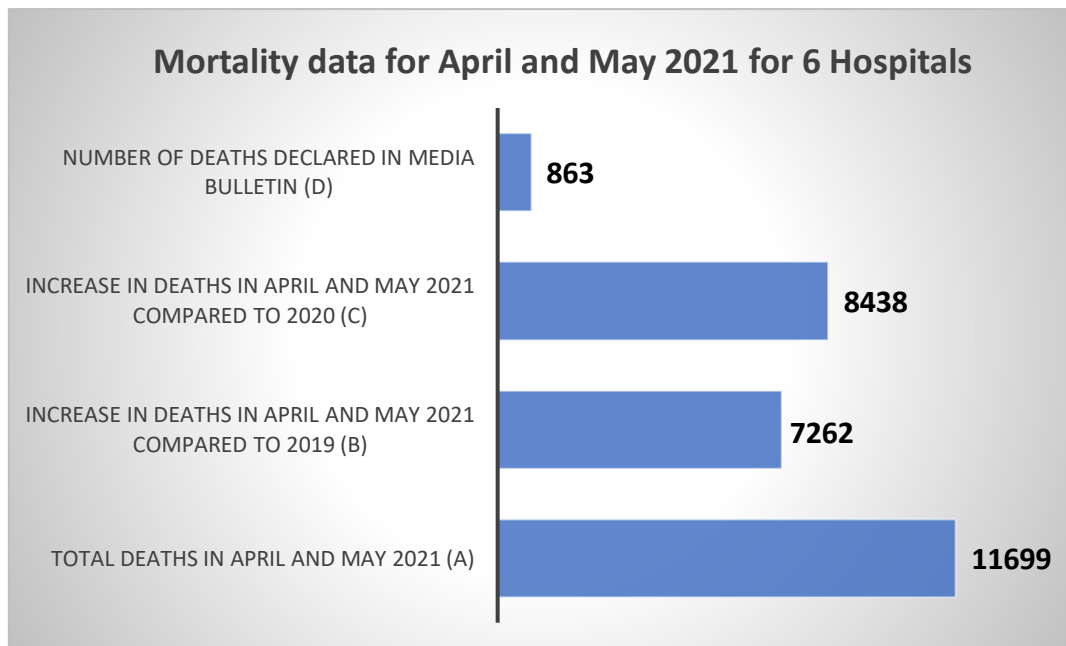
Hospital Name	Total Deaths in April and May 2021 (A)	Increase in Deaths in April and May 2021 compared to April & May 2019 (B)	Increase in Deaths in April and May 2021 compared to April & May 2020 (C)	Number of Deaths declared in media bulletin (D)	Number of Times Mortality is more than declared deaths in media bulletin (E) =A/D	Number of times of likely underreporting of covid related deaths taking increased death numbers of 2021 compared to 2019 (F) = B/D	Number of times of likely underreporting of covid related deaths taking increased death numbers of 2021 compared to 2020 (G) = C/D
Govt Rajaji Hospital Madurai	3152	1821	2172	172	18.3	10.6	12.6
Coimbatore Medical College Hospital	3464	2108	2509	323	10.9	6.5	7.8
Mahatma Gandhi Memorial Medical College and Hospital, Trichy	1806	1089	1315	55	32.8	19.8	23.9
Vellore Medical	1416	657	833	104	13.6	6.3	8.0

College Hospital								
Karur Medical College Hospital	960	830	840	115	8.3	7.2	7.3	
Tiruppur Govt HQ Hospital	901	757	769	94	9.6	8.1	8.2	
Total Deaths	11699	7262	8438	863	13.6	8.4	9.8	



The above data shows that while the increase in death numbers for April and May 2021 have been massive compared to the previous years, the media bulletin released by the Department of Health and Family welfare showed only a small proportion of them as covid deaths. Overall, the number of deaths declared in the media bulletin for these 6 hospitals in the month of April and May 2021 together stood at 863 while the number of deaths that are likely due to covid stand at anywhere between 7262 and 8438 for these 6 hospitals. **Overall, Mortality in these 6 hospitals is 13.6 times the reported covid deaths by Government in these hospitals for months of April and May 2021. Deaths that are due to covid and its complications is likely to be 8.4 times to 9.8 times more than the number of deaths declared by the Department of Health and Welfare for these 6 hospitals. Or in**

other words, deaths due to covid are likely to be underreported at least 8.4 to 9.8 times.



Looking at hospital wise underreporting, it can be seen that most hospitals have likely underreported between 6 to 12 times. Vellore Medical College hospital seems to be the lowest in underreporting of Covid deaths with their underreporting likely between 6.3 to 8 times for months of April and May 2021. On the other hand, Mahatma Gandhi Memorial Medical and Hospital, Trichy seems to have underreported between 19.8 to 23.9 times and is the highest in terms of underreporting of likely covid deaths in the months of April and May 2021. The mortality of this hospital is 32.8 times more than the reported covid deaths in the months of April and May 2021. There seems to be a gross underreporting of covid deaths in GH, Trichy.

In Tiruppur Medical College Hospital, 0 covid deaths were declared in the state bulletin from April 1 to May 19 2021. The total deaths certificates issued in these dates counts to 489 for this hospital. Nearly 356 increased death certificates were issued compared to 2019 for the same dates. From April 26, 2021, per day mortality increased to double digit while it used to be 3 to 5 deaths a day in the previous months and previous years. Even after that, until May 19, 2021 no covid deaths were reported from this hospital.

Similarly, Mahatma Gandhi Memorial Hospital Trichy and Vellore Medical college did not report any covid death from April 1 to 22 2021

in the bulletin. Karur Medical College did not report any covid deaths from April 1 to 25 in the bulletin inspite of increased mortality over previous years/ previous months.

Government has reported many deaths that happened in April and May in later part of May and early June. Such data also has been added in our calculation to the respective months based on the date of death. But offlate, such reporting has also come down. This means that there are several deaths of April and May related to covid that may go completely unreported.

For the entire state, there were 1243 deaths of April & May reported in June 1 to 8. However between June 9 to 13, only 187 deaths of April and May has been added to the bulletin. This means that they are close to stopping to report any more covid deaths of April and may in June.

In our calculations that have been made, we had also included all these deaths for April and May reported in late May and June as well until 13/06/2021. Even after taking all these into account, we are seeing 8.4 to 9.8 times of likely underreporting of covid related deaths in these hospitals.

The pattern of underreporting is consistent and similar across most hospitals adding credibility to our findings. This type of underreporting has also been found in Chennai, Madhya Pradesh and other places in the recent past by a few other journalists as well.

V: Estimation for entire state:

Given that the Governments has consistently underreported in each of the hospital in the months of April & May, it could be attributed that this phenomenon exists throughout the state as well. TamilNadu Government has reported a total number of deaths of 12943 for the Month of April and May 2021 as of June 13, 2021. **Approximating the same underreporting factor of 8.4 to 9.8 times for the entire state, the likely number of deaths due to Covid in TN may be between 108721 and 126841 against the reported number of 12943.**

It would be in the interest of Transparency and benefit of citizens for the Government to accurately inform the increased death numbers for each hospital and home deaths compared to the previous years for the entire state of Tamilnadu.

How and what are the kind of deaths that are massively underreported across the state? To understand this, we need to look at the definition of covid deaths prescribed by WHO and ICMR and the practise by the Tamil Nadu Government.

VI: Definition of Covid Death:

ICMR in its guidelines issued last year has clearly stated that whether a person is Covid positive or negative or the result is inconclusive, as long as the person dies after developing covid or has been diagnosed with its symptom, the term 'Covid' must appear in the cause of death. In its guideline report 'Guidance for appropriate recording of COVID-19 related deaths in India', ICMR has asked the concerned authorities to follow the WHO norms while recording the cause of death. The table below, reproduced from the guideline is clear on the terminologies to be used while recording it. It clearly shows 2 codes for marking covid related mortalities. The first is U07.1 for patients who died of covid positive, be it whether they had symptoms or not and whether they had comorbidities or not. The second code is U07.2 for patients who died and their test result is negative or awaited or inconclusive. If their test is negative but had covid related symptoms, they should be marked Clinically Epidemiologically diagnosed Covid 19 with code U0.7.2. If their covid test result is awaited but symptoms present, their diagnosis should be Suspected Covid 19 with code U07.2. If covid test is inconclusive but covid symptoms were present, they should be marked Covid probable with code U07.2. The guideline clearly says that all people dying of the above 2 mortality codes shall have 'covid' as underlying cause of death in their Medical Certification for cause of death as per ICMR guidelines.

Today, the reality on the ground is that only U07.1 is being recorded and reported by officials in the media bulletin. Even within this, there are several anecdotes that we see and hear around for whom they have refused to include 'Covid' as cause of death and report it. The covid mortality code U07.2 has been completely skipped and anyone who dies due to symptoms/ complications arising out of covid are not given any cause of death certificate mentioning covid at all.

3.1 Mortality coding of COVID-19 with ICD-10 codes

The ICD-10 codes presently recommended by WHO for mortality coding are:

Test	Symptoms of COVID-19	Diagnosis	Code
+ve	None	Confirmed COVID-19	U07.1
+ve	Present	Confirmed COVID-19 documented as UCOD	U07.1
+ve	Present with comorbid conditions like heart disease, asthma, COPD, Type 2 diabetes	Confirmed COVID-19 documented as UCOD	U07.1
Test Negative	Present	Clinically –Epidemiologically diagnosed COVID -19	U07.2
Test awaited	Present	Suspected COVID-19	
Test inconclusive	Present	Probable COVID-19	

First of all, the medical certification of cause of death (MCCD) is only issued in Government Hospitals and many private hospitals do not issue this certificate at all. It must be understood that death certificates being a public document do not have cause of death and MCCD form is where the cause of death should be reported. Therefore, efforts must be taken to ensure that the MCCD certificate is issued as per the above ICMR guidelines to everyone who has been diagnosed with the above mortality codes immediately. The lack of this certificate and not including 'covid' as per ICMR guidelines are resulting in massive underreporting of Covid related deaths. Lack of proper MCCD will result in the families who lost either or both their parents to run from pillar to post for the compensation unsuccessfully.

The following sample case studies collected show how this increased mortality which are due to covid are neither reported as covid deaths nor covid is shown as cause of death in the documents given to the relatives of the patient

VI: Case studies:

The following case studies are examples of how covid related deaths are neither shown in the media bulletin nor given proper Medical Certification for cause of death. The case studies is from different places of Tamilnadu

45 Year Old Male died in Sivagangai Medical College Hospital

A 45 YEAR OLD MALE WAS TESTED COVID POSTIVE ON 26/5/2021. HE WAS INITIALLY ADMITTED TO SOORAKUDI GH ON 28/5/2021 AND LATER SHIFTED TO SIVAGANGAI MEDICAL COLLEGE ON 30/5/2021. HE DIED IN THE HOSPITAL ON 04/06/2021 DURING TREATMENT FOR COVID 19.

THE FAMILY OF THE DECEASED DID NOT RECEIVE THE MCCD CERTIFICATE (FORM 4) AS COVID 19 CONFIRMED OR OTHER CODE AS PER ICMR GUIDELINES. ONE OF THE FAMILY MEMBER HAS BEEN DAILY VISITING THE HOSPITAL TO GET THIS CERTIFICATE. BUT THEY HAVE NOT RECEIVED THE CERTIFICATE TILL DATE.

THE DECEASED PERSON IS THE ONLY BREAD WINNER OF THE FAMILY WHO HAS A 9 YEAR OLD SON AND A 13 YEAR OLD DAUGHTER. NOW THAT THE STATE AND CENTRE GOVERNMENTS RELIEFS ARE ANNOUNCED, THE FAMILY IS TRYING TO APPLY FOR IT. BUT THE DELAY IN OBTAINING THIS MCCD CERTIFICATE IS TROUBLING THE FAMILY WHICH IS ALREADY IN DISTRESS.

THIS CASE HAS NOT BEEN REPORTED IN THE STATE DAILY BULLETIN SO FAR.

71 Year Old Male died in Stanley Hospital, Chennai

A 71 YEAR OLD MALE WAS DIAGNOSED WITH COVID SYMPTOMS AND ADMITTED TO A PRIVATE HOSPITAL ON 17/04/2021. HE WAS DIAGNOSIS AS COVID POSITIVE AFTER VERIFYING THE CT SCORE ON THE SAME DAY. DUE TO HIS OXYGEN FLUCTUATION, HE WAS SHIFTED TO STANLEY HOSPITAL ON 18/04/2021. HE DIED IN THE HOSPITAL ON 22/04/2021 DURING TREATMENT FOR COVID 19.

ON THE SAME DAY THE FAMILY WAS GIVEN BACK THE BODY OF THE DECEASED SAYING HE BECAME COVID NEGATIVE BEFORE HE DIED BUT REFUSED TO GIVE ANY SUCH TEST RESULT FOR THE SAME. THE HOSPITAL SHOULD HAVE ISSUED HIS CAUSE OF DEATH CERTIFICATE AS COVID CONFIRMED OR CLINICALLY/ EPIDEMIOLOGICALLY COVID 19 AS PER ICMR GUIDELINE. HOWEVER, THEY DID NEITHER .

THEY DID NOT ISSUE ANY DEATH SUMMARY OR CAUSE OF DEATH CERTIFICATE TO THE FAMILY SO FAR. THE FAMILY WHICH WAS ALREADY IN DISTRESS WAS UNWARE ABOUT THIS PROCEDURE TO OBTAIN SUCH DOCUMENTS. VOLUNTARILY ISSUING THE MCCD CERTIFICATE TO THE BENEFICIARIES IS THE RESPONSIBILITY OF THE HOSPITAL . THIS CASE DID NOT APPEAR IN THE DAILY BULLETIN OF THE STATE TILL DATE.

45 Year Old Male died in a private hospital in Madhurandhangam

A 45 YEAR OLD MALE WAS TESTED COVID POSITIVE ON 14/5/2021. HE WAS ADMITTED TO A PRIVATE HOSPITAL IN MADHURANDHAGAM ON 17/5/2021. HE DIED IN THE HOSPITAL ON 25/05/2021 DURING TREATMENT FOR COVID 19.

THE FAMILY OF THE DECEASED RECEIVED THE DEATH SUMMARY FROM THE HOSPITAL IN WHICH ONE AMONG THE CAUSE IS MENTIONED AS POST COVID SEQUALE. THE FAMILY QUESTIONS THE POST COVID SEQUALE GIVEN HE WAS POSITIVE WHILE BEING ADMITTED AND THE HOSPITAL HAD NOT SHARED ANY OTHER RT PCR TEST THAT SHOWED HIS RESULT AS NEGATIVE AFTER ADMISSION. THEY WERE NOT GIVEN THE MCCD CERTIFICATE (FORM 4) AS WELL MENTIONING THE CAUSE OF DEATH AS PER ICMR GUIDELINES.

THE DECEASED PERSON HAS A 16 YEAR OLD SON AND A 13 YEAR OLD DAUGHTER. THE FAMILY IS TRYING TO APPLY FOR RELIEF. THE FAMILY IS CONFUSED IF THEY HAVE ADEQUATE DOCUMENTS. BY NOT FOLLOWING THE UNIFORM DEATH REPORTING CODES AND TERMS GIVEN BY ICMR, CONFUSION PREVAILS IN MANY SUCH CASES.

THIS CASE HAS ALSO BEEN NOT REPORTED IN THE STATE DAILY BULLETIN SO FAR.

67 Year Old Male died in a Pvt Hospital in Chennai

A 67 YEAR OLD MALE WAS DIAGNOSED WITH COVID SYMPTOMS AND ADMITTED TO A PRIVATE HOSPITAL ON 13/05/2021. HIS COVID TEST WAS POSITIVE ON 14/05/2021. HE DIED IN THE HOSPITAL ON 25/05/2021 DURING TREATMENT FOR COVID 19.

THE FAMILY WAS GIVEN BACK THE BODY BY THE HOSPITAL SAYING HE BECAME COVID 19 AFTER HE DIED BUT REFUSED TO GIVE ANY SUCH TEST RESULT FOR COVID NEGATIVE AS WELL. AS HE WAS COVID POSITIVE, THEY SHOULD HAVE INCLUDED COVID 19 CONFIRMED IN HIS MEDICAL CAUSE OF DEATH OR EVEN IF THE CLAIM OF THE HOSPITAL THAT HE BECAME NEGATIVE WHEN HE DIED WAS TRUE, THEY SHOULD HAVE ATLEAST INCLUDED CLINICALLY/ EPIDIMEOLOGICALLY COVID 19 IN HIS CAUSE OF DEATH AS PER ICMR GUIDELINE. HOWEVER, THEY DID NEITHER .

THEY ISSUED HIM A DEATH SUMMARY WITH CAUSE OF DEATH AS RESPIRATORY FAILURE AND VIRAL PNEMONIA. THIS CASE DID NOT APPEAR IN THE DEATH BULLETIN OF THE STATE AS WELL.

VII: Key Findings:

The key findings of the above analysis are given below

1. The number of deaths in 6 hospitals remained around 2000 per month for January to March 2021. It also remained around 2000 / month in the previous years for months of April & May in the previous years. However, in April 2021, the number of deaths increased to 3009 and in May 2021, the number of deaths increased to 8690
2. Mortality data of 6 hospitals of TamilNadu reveals that the death toll has increased drastically in the month of April and May 2021, compared to the same months of the previous years as well as the previous months. Mortality in May is more than 4 times the previous months as well as previous years.
3. The total number of deaths in April & May 2021 in these 6 hospitals was 11699. This is 7262 more than the number of deaths in April & May 2019 and 8438 more than the number of deaths in April & May 2020. In the absence of other major factors,

these increased deaths of 7262 to 8438 are likely due to covid and its complications.

4. The overall deaths in these 6 hospitals declared in the media bulletin for the months of April & May 2021 (as of 13/06/2021) is only 863.
5. Therefore, Mortality in these 6 hospitals is 13.7 times the reported covid deaths by Department of Health and Family Welfare
6. Deaths that are due to covid and its complications is likely to be 8.4 times to 9.8 times more than the number of deaths declared by the Department of Health and Welfare for these 6 hospitals. Or in other words, deaths due to covid are likely to be underreported atleast 8.4 to 9.8 times
7. Such underreporting of deaths is consistent in all 6 hospitals and therefore also seems to be the case through TamilNadu. If increased deaths over previous years in these 6 hospitals alone is between 7262 to 8438, the numbers in hundreds of covid hospitals and home deaths is likely to be very high.
8. Applying underreporting factor of the 6 hospitals under study to the entire state, the total number of covid related deaths may be between 108721 and 126841 against the reported number of 12943
9. Medical Certification for Cause of Death are not handed over to patients as per ICMR protocol and deaths are heavily underreported by skipping the mortality code U07.2 almost completely.

VIII: Recommendations:

Based on the findings of the study, we would like to suggest the following recommendations for immediate action

1. Acceptance of the problem is the first step towards corrective actions. Therefore, the Government and the concerned authorities should first accept that there is massive underreporting of covid deaths
2. The Government must transparently put out death certificates, mortality data and its consolidation for hospital as well as home deaths for all the 3 years.
3. It must be understood that the final death certificates uploaded online does not have cause of death. Cause of death is recorded

in the medical certificate for cause of death (MCCD) that needs to be issued after death by the hospital as per ICMR guidelines. The medical certificate for cause of death form IV is currently not being issued by most hospitals to relatives of deceased. Therefore, the Government should instruct all hospitals to give MCCD to the relative of the deceased following the ICMR protocol immediately after their death.

4. The current scenario will greatly affect those who are eligible for compensation as the state Government has said that having covid in cause of death mandatory for claiming compensation. Therefore, unless this massive underreporting is corrected, thousands and thousands of families will stand ineligible even though their family member died due to covid.
5. An independent committee should be set up immediately that will do an audit of all deaths that happened during covid times and help reissue the medical certification for cause of death for all patients who died under the U07.1 and U07.2 mortality codes of Covid.
6. A simple grievance redressal mechanism for relatives of those who died possibly due to covid must be set up and the independent committee should resolve the complaints, direct hospitals to issue/reissue MCCD immediately with covid being included in their underlying cause of death. The hospitals should within a fixed timeline issue/ reissue MCCD
7. Accountability needs to be fixed and action needs to be taken on public servants and others responsible for massive underreporting of Covid deaths

IX: Conclusion:

The study concludes that there has been a massive increase in deaths in the months of April and May for 6 hospitals and the increased deaths discounting the previous year numbers in the same months is 8.4 to 9.8 times more than the declared covid deaths in 6 hospitals of TN. The report concludes that in the absence of any other factor, the increased deaths are likely to be because of Covid. Government needs to take steps to acknowledge this underreporting of covid deaths as a serious problem and take immediate steps to correct them as per the recommendations given in the report.

X: Annexures:

Government Rajaji Hospital Madurai

Number of death certificates issued on each day in January
2019,2020 and 2021

Jan 2019

Jan 2020

Jan 2021

Death_Date	Female	Male	Total
01-Jan-19	3	18	21
02-Jan-19	6	11	17
03-Jan-19	5	20	25
04-Jan-19	9	19	28
05-Jan-19	10	20	30
06-Jan-19	4	20	24
07-Jan-19	9	17	26
08-Jan-19	11	17	28
09-Jan-19	8	9	17
10-Jan-19	8	9	17
11-Jan-19	5	14	19
12-Jan-19	5	15	20
13-Jan-19	8	16	24
14-Jan-19	6	15	21
15-Jan-19	6	12	18
16-Jan-19	10	22	32
17-Jan-19	7	20	27
18-Jan-19	4	15	19
19-Jan-19	8	13	21
20-Jan-19	9	10	19
21-Jan-19	4	17	21
22-Jan-19	10	21	31
23-Jan-19	12	19	31
24-Jan-19	4	11	15
25-Jan-19	6	11	17
26-Jan-19	3	14	17
27-Jan-19	7	22	29
28-Jan-19	1	17	18
29-Jan-19	4	19	23
30-Jan-19	7	14	21
31-Jan-19	6	10	16
Total	205	487	692

Death_Date	Female	Male	Total
01-Jan-20	4	15	21
02-Jan-20	6	13	17
03-Jan-20	5	19	25
04-Jan-20	5	15	28
05-Jan-20	5	10	30
06-Jan-20	9	11	24
07-Jan-20	11	10	26
08-Jan-20	12	16	28
09-Jan-20	6	14	17
10-Jan-20	9	18	17
11-Jan-20	5	8	19
12-Jan-20	5	16	20
13-Jan-20	3	21	24
14-Jan-20	8	20	21
15-Jan-20	5	11	18
16-Jan-20	3	16	32
17-Jan-20	6	19	27
18-Jan-20	9	18	19
19-Jan-20	1	6	21
20-Jan-20	10	17	19
21-Jan-20	2	14	21
22-Jan-20	10	17	31
23-Jan-20	5	17	31
24-Jan-20	5	11	15
25-Jan-20	2	14	17
26-Jan-20	6	12	17
27-Jan-20	4	10	29
28-Jan-20	5	12	18
29-Jan-20	5	13	23
30-Jan-20	7	18	21
31-Jan-20	6	11	16
Total	184	442	626

Death_Date	Female	Male	Total
01-Jan-21	3	17	21
02-Jan-21	10	10	17
03-Jan-21	3	15	25
04-Jan-21	6	18	28
05-Jan-21	11	6	30
06-Jan-21	5	16	24
07-Jan-21	8	23	26
08-Jan-21	5	17	28
09-Jan-21	6	10	17
10-Jan-21	12	8	17
11-Jan-21	3	13	19
12-Jan-21	9	14	20
13-Jan-21	4	14	24
14-Jan-21	4	10	21
15-Jan-21	5	16	18
16-Jan-21	7	16	32
17-Jan-21	10	10	27
18-Jan-21	7	18	19
19-Jan-21	9	15	21
20-Jan-21	2	14	19
21-Jan-21	9	21	21
22-Jan-21	8	16	31
23-Jan-21	7	11	31
24-Jan-21	5	14	15
25-Jan-21	7	20	17
26-Jan-21	6	14	17
27-Jan-21	9	13	29
28-Jan-21	6	13	18
29-Jan-21	9	7	23
30-Jan-21	8	15	21
31-Jan-21	14	16	16
Total	217	440	657

Government Rajaji Hospital Madurai

Number of death certificates issued on each day in February
2019,2020 and 2021

Feb 2019

Death_Date	Female	Male	Total
01-Feb-19	11	13	14
02-Feb-19	9	19	24
03-Feb-19	10	14	18
04-Feb-19	5	9	17
05-Feb-19	7	17	17
06-Feb-19	6	12	18
07-Feb-19	7	10	18
08-Feb-19	7	10	18
09-Feb-19	8	10	17
10-Feb-19	8	10	19
11-Feb-19	9	9	15
12-Feb-19	7	10	24
13-Feb-19	7	12	29
14-Feb-19	6	9	20
15-Feb-19	9	15	22
16-Feb-19	5	24	26
17-Feb-19	7	13	13
18-Feb-19	7	15	18
19-Feb-19	5	21	18
20-Feb-19	4	9	23
21-Feb-19	5	13	12
22-Feb-19	5	13	17
23-Feb-19	9	14	27
24-Feb-19	5	7	29
25-Feb-19	5	12	23
26-Feb-19	11	16	572
27-Feb-19	13	16	0
28-Feb-19	3	20	23
Total	200	372	572

Feb 2020

Death_Date	Female	Male	Total
01-Feb-20	9	14	14
02-Feb-20	4	16	24
03-Feb-20	7	10	18
04-Feb-20	12	11	17
05-Feb-20	5	15	17
06-Feb-20	4	19	18
07-Feb-20	5	9	18
08-Feb-20	6	13	18
09-Feb-20	12	12	17
10-Feb-20	8	6	19
11-Feb-20	9	10	15
12-Feb-20	8	16	24
13-Feb-20	7	20	29
14-Feb-20	4	15	20
15-Feb-20	6	23	22
16-Feb-20	7	15	26
17-Feb-20	11	10	13
18-Feb-20	8	18	18
19-Feb-20	3	14	18
20-Feb-20	8	9	23
21-Feb-20	8	10	12
22-Feb-20	11	20	17
23-Feb-20	9	16	27
24-Feb-20	6	16	29
25-Feb-20	13	12	23
26-Feb-20	10	20	572
27-Feb-20	10	10	0
28-Feb-20	12	14	23
29-Feb-20	7	20	20
Total	229	413	642

Feb 2021

Death_Date	Female	Male	Total
01-Feb-21	8	19	14
02-Feb-21	9	19	24
03-Feb-21	5	7	18
04-Feb-21	6	11	17
05-Feb-21	9	20	17
06-Feb-21	7	12	18
07-Feb-21	5	14	18
08-Feb-21	11	14	18
09-Feb-21	9	11	17
10-Feb-21	4	20	19
11-Feb-21	9	12	15
12-Feb-21	7	14	24
13-Feb-21	7	15	29
14-Feb-21	10	22	20
15-Feb-21	10	24	22
16-Feb-21	11	12	26
17-Feb-21	9	17	13
18-Feb-21	8	12	18
19-Feb-21	8	9	18
20-Feb-21	12	16	23
21-Feb-21	6	17	12
22-Feb-21	9	13	17
23-Feb-21	4	22	27
24-Feb-21	9	19	29
25-Feb-21	7	18	23
26-Feb-21	6	13	572
27-Feb-21	5	16	0
28-Feb-21	3	19	23
Total	213	437	650

Government Rajaji Hospital Madurai

Number of death certificates issued on each day in March 2019,2020 and 2021

Mar 2019

Mar 2020

Mar 2021

Death_Date	Female	Male	Total	Death_Date	Female	Male	Total	Death_Date	Female	Male	Total
01-Mar-19	5	17	22	01-Mar-20	3	11	14	01-Mar-21	7	12	19
02-Mar-19	6	17	23	02-Mar-20	9	10	19	02-Mar-21	4	25	29
03-Mar-19	7	13	20	03-Mar-20	7	13	20	03-Mar-21	7	14	21
04-Mar-19	6	8	14	04-Mar-20	6	19	25	04-Mar-21	10	10	20
05-Mar-19	13	12	25	05-Mar-20	11	11	22	05-Mar-21	5	10	15
06-Mar-19	9	10	19	06-Mar-20	7	26	33	06-Mar-21	11	14	25
07-Mar-19	7	11	18	07-Mar-20	9	13	22	07-Mar-21	10	19	29
08-Mar-19	14	16	30	08-Mar-20	6	14	20	08-Mar-21	6	17	23
09-Mar-19	3	17	20	09-Mar-20	5	10	15	09-Mar-21	5	5	10
10-Mar-19	9	13	22	10-Mar-20	5	10	15	10-Mar-21	6	14	20
11-Mar-19	7	15	22	11-Mar-20	5	15	20	11-Mar-21	4	11	15
12-Mar-19	8	17	25	12-Mar-20	7	6	13	12-Mar-21	13	14	27
13-Mar-19	10	10	20	13-Mar-20	6	14	20	13-Mar-21	9	18	27
14-Mar-19	2	15	17	14-Mar-20	7	12	19	14-Mar-21	7	18	25
15-Mar-19	2	9	11	15-Mar-20	9	15	24	15-Mar-21	6	15	21
16-Mar-19	9	19	28	16-Mar-20	8	13	21	16-Mar-21	5	12	17
17-Mar-19	6	12	18	17-Mar-20	7	16	23	17-Mar-21	4	21	25
18-Mar-19	9	7	16	18-Mar-20	5	13	18	18-Mar-21	2	15	17
19-Mar-19	5	14	19	19-Mar-20	5	14	19	19-Mar-21	6	19	25
20-Mar-19	7	9	16	20-Mar-20	2	6	8	20-Mar-21	10	12	22
21-Mar-19	9	12	21	21-Mar-20	10	14	24	21-Mar-21	6	10	16
22-Mar-19	6	13	19	22-Mar-20	5	12	17	22-Mar-21	5	14	19
23-Mar-19	7	6	13	23-Mar-20	6	15	21	23-Mar-21	8	8	16
24-Mar-19	4	10	14	24-Mar-20	8	16	24	24-Mar-21	6	14	20
25-Mar-19	5	10	15	25-Mar-20	5	17	22	25-Mar-21	8	6	14
26-Mar-19	9	19	28	26-Mar-20	7	12	19	26-Mar-21	4	8	12
27-Mar-19	6	12	18	27-Mar-20	2	16	18	27-Mar-21	7	10	17
28-Mar-19	5	15	20	28-Mar-20	7	8	15	28-Mar-21	12	26	38
29-Mar-19	4	14	18	29-Mar-20	3	9	12	29-Mar-21	9	23	32
30-Mar-19	6	13	19	30-Mar-20	8	9	17	30-Mar-21	9	29	38
31-Mar-19	5	17	22	31-Mar-20	6	9	15	31-Mar-21	8	17	25
Total	210	402	612	Total	196	398	594	Total	219	460	679

Government Rajaji Hospital Madurai

Number of death certificates issued on each day in April 2019,2020 and 2021

Apr 2019

Apr 2020

Apr 2021

Death_Date	Female	Male	Total	Death_Dat	Female	Male	Total	Death_Dat	Female	Male	Total
01-Apr-19	8	9	17	01-Apr-20	4	6	10	01-Apr-21	8	11	19
02-Apr-19	7	8	15	02-Apr-20	3	10	13	02-Apr-21	8	12	20
03-Apr-19	6	16	22	03-Apr-20	6	10	16	03-Apr-21	8	13	21
04-Apr-19	6	15	21	04-Apr-20	3	4	7	04-Apr-21	6	15	21
05-Apr-19	7	10	17	05-Apr-20	9	10	19	05-Apr-21	9	13	22
06-Apr-19	14	9	23	06-Apr-20	3	6	9	06-Apr-21	9	18	27
07-Apr-19	8	16	24	07-Apr-20	6	5	11	07-Apr-21	7	10	17
08-Apr-19	7	16	23	08-Apr-20	7	12	19	08-Apr-21	8	17	25
09-Apr-19	8	19	27	09-Apr-20	8	9	17	09-Apr-21	15	12	27
10-Apr-19	6	11	17	10-Apr-20	2	7	9	10-Apr-21	6	17	23
11-Apr-19	2	26	28	11-Apr-20	9	7	16	11-Apr-21	4	18	22
12-Apr-19	2	17	19	12-Apr-20	9	10	19	12-Apr-21	5	11	16
13-Apr-19	10	13	23	13-Apr-20	6	10	16	13-Apr-21	9	13	22
14-Apr-19	6	16	22	14-Apr-20	11	9	20	14-Apr-21	6	19	25
15-Apr-19	9	18	27	15-Apr-20	5	10	15	15-Apr-21	11	17	28
16-Apr-19	9	14	23	16-Apr-20	8	7	15	16-Apr-21	10	22	32
17-Apr-19	6	16	22	17-Apr-20	6	15	21	17-Apr-21	5	19	24
18-Apr-19	5	13	18	18-Apr-20	4	6	10	18-Apr-21	2	23	25
19-Apr-19	5	16	21	19-Apr-20	8	19	27	19-Apr-21	11	22	33
20-Apr-19	6	11	17	20-Apr-20	6	10	16	20-Apr-21	14	17	31
21-Apr-19	5	17	22	21-Apr-20	7	11	18	21-Apr-21	9	18	27
22-Apr-19	7	14	21	22-Apr-20	11	10	21	22-Apr-21	10	25	35
23-Apr-19	9	10	19	23-Apr-20	4	9	13	23-Apr-21	14	19	33
24-Apr-19	6	15	21	24-Apr-20	0	13	13	24-Apr-21	12	26	38
25-Apr-19	8	18	26	25-Apr-20	9	9	18	25-Apr-21	10	23	33
26-Apr-19	8	15	23	26-Apr-20	6	7	13	26-Apr-21	12	32	44
27-Apr-19	9	13	22	27-Apr-20	9	5	14	27-Apr-21	23	19	42
28-Apr-19	11	9	20	28-Apr-20	11	12	23	28-Apr-21	11	38	49
29-Apr-19	7	12	19	29-Apr-20	11	8	19	29-Apr-21	18	26	44
30-Apr-19	9	9	18	30-Apr-20	7	10	17	30-Apr-21	24	38	62
Total	216	421	637	Total	198	276	474	Total	304	583	887

Government Rajaji Hospital Madurai

Number of death certificates issued on each day in May 2019,2020 and 2021

May 2019

May 2020

May 2021

Death_Date	Female	Male	Total	Death_Date	Female	Male	Total	Death_Date	Female	Male	Total
01-May-19	7	14	21	01-May-20	2	5	7	01-May-21	20	33	53
02-May-19	11	7	18	02-May-20	4	10	14	02-May-21	24	43	67
03-May-19	7	18	25	03-May-20	13	6	19	03-May-21	28	42	70
04-May-19	9	18	27	04-May-20	7	6	13	04-May-21	34	37	71
05-May-19	8	15	23	05-May-20	4	7	11	05-May-21	22	40	62
06-May-19	11	9	20	06-May-20	3	7	10	06-May-21	24	67	91
07-May-19	14	18	32	07-May-20	3	6	9	07-May-21	32	53	85
08-May-19	7	13	20	08-May-20	11	13	24	08-May-21	32	58	90
09-May-19	8	13	21	09-May-20	4	13	17	09-May-21	28	46	74
10-May-19	10	12	22	10-May-20	8	6	14	10-May-21	37	61	98
11-May-19	9	15	24	11-May-20	5	9	14	11-May-21	39	83	122
12-May-19	7	8	15	12-May-20	6	14	20	12-May-21	32	56	88
13-May-19	8	14	22	13-May-20	4	7	11	13-May-21	28	58	86
14-May-19	4	14	18	14-May-20	10	15	25	14-May-21	28	50	78
15-May-19	7	11	18	15-May-20	3	9	12	15-May-21	22	40	62
16-May-19	3	14	17	16-May-20	8	14	22	16-May-21	29	46	75
17-May-19	8	22	30	17-May-20	2	13	15	17-May-21	39	71	110
18-May-19	8	18	26	18-May-20	5	14	19	18-May-21	26	52	78
19-May-19	13	15	28	19-May-20	2	11	13	19-May-21	19	47	66
20-May-19	6	14	20	20-May-20	5	16	21	20-May-21	33	50	83
21-May-19	9	12	21	21-May-20	5	9	14	21-May-21	33	50	83
22-May-19	5	15	20	22-May-20	10	13	23	22-May-21	26	52	78
23-May-19	3	22	25	23-May-20	7	12	19	23-May-21	29	44	73
24-May-19	13	17	30	24-May-20	8	15	23	24-May-21	33	59	92
25-May-19	5	10	15	25-May-20	7	15	22	25-May-21	34	49	83
26-May-19	9	13	22	26-May-20	0	13	13	26-May-21	24	53	77
27-May-19	6	13	19	27-May-20	8	10	18	27-May-21	24	39	63
28-May-19	13	12	25	28-May-20	10	14	24	28-May-21	30	35	65
29-May-19	5	23	28	29-May-20	2	7	9	29-May-21	19	15	34
30-May-19	5	20	25	30-May-20	5	8	13	30-May-21	3	2	5
31-May-19	5	12	17	31-May-20	6	12	18	31-May-21	1	2	3
Total	243	451	694	Total	177	329	506	Total	832	1433	2265

Coimbatore Medical College Hospital

Number of death certificates issued on each day in January
2019,2020 and 2021

Jan 2019

Jan 2020

Jan 2021

Death_Date	Female	Male	Total	Death_Date	Female	Male	Total	Death_Date	Female	Male	Total
01-Jan-19	8	24	32	01-Jan-20	10	20	32	01-Jan-21	6	13	32
02-Jan-19	4	12	16	02-Jan-20	7	22	16	02-Jan-21	6	10	16
03-Jan-19	9	15	24	03-Jan-20	9	20	24	03-Jan-21	5	17	24
04-Jan-19	3	15	18	04-Jan-20	10	21	18	04-Jan-21	5	21	18
05-Jan-19	11	11	22	05-Jan-20	11	16	22	05-Jan-21	12	16	22
06-Jan-19	3	22	25	06-Jan-20	6	21	25	06-Jan-21	5	21	25
07-Jan-19	4	21	25	07-Jan-20	11	15	25	07-Jan-21	4	13	25
08-Jan-19	7	11	18	08-Jan-20	12	14	18	08-Jan-21	8	29	18
09-Jan-19	13	16	29	09-Jan-20	4	11	29	09-Jan-21	6	19	29
10-Jan-19	3	16	19	10-Jan-20	8	13	19	10-Jan-21	2	14	19
11-Jan-19	9	22	31	11-Jan-20	7	11	31	11-Jan-21	4	18	31
12-Jan-19	14	14	28	12-Jan-20	7	21	28	12-Jan-21	6	12	28
13-Jan-19	2	11	13	13-Jan-20	6	23	13	13-Jan-21	5	23	13
14-Jan-19	7	17	24	14-Jan-20	4	12	24	14-Jan-21	6	14	24
15-Jan-19	10	22	32	15-Jan-20	10	14	32	15-Jan-21	2	19	32
16-Jan-19	7	26	33	16-Jan-20	7	18	33	16-Jan-21	3	14	33
17-Jan-19	8	13	21	17-Jan-20	2	18	21	17-Jan-21	4	15	21
18-Jan-19	8	15	23	18-Jan-20	6	12	23	18-Jan-21	7	17	23
19-Jan-19	12	12	24	19-Jan-20	8	12	24	19-Jan-21	6	17	24
20-Jan-19	5	14	19	20-Jan-20	10	19	19	20-Jan-21	5	8	19
21-Jan-19	6	12	18	21-Jan-20	3	18	18	21-Jan-21	9	22	18
22-Jan-19	6	15	21	22-Jan-20	8	13	21	22-Jan-21	9	18	21
23-Jan-19	8	21	29	23-Jan-20	9	16	29	23-Jan-21	8	15	29
24-Jan-19	10	20	30	24-Jan-20	6	22	30	24-Jan-21	12	16	30
25-Jan-19	6	14	20	25-Jan-20	4	11	20	25-Jan-21	3	12	20
26-Jan-19	7	15	22	26-Jan-20	5	20	22	26-Jan-21	8	17	22
27-Jan-19	5	17	22	27-Jan-20	7	11	22	27-Jan-21	9	21	22
28-Jan-19	5	17	22	28-Jan-20	8	15	22	28-Jan-21	5	24	22
29-Jan-19	3	15	18	29-Jan-20	10	19	18	29-Jan-21	4	16	18
30-Jan-19	4	19	23	30-Jan-20	11	17	23	30-Jan-21	6	13	23
31-Jan-19	5	13	18	31-Jan-20	6	16	18	31-Jan-21	3	13	18
Total	212	507	719	Total	232	511	743	Total	183	517	700

Coimbatore Medical College Hospital

Number of death certificates issued on each day in February
2019,2020 and 2021

Feb 2019

Feb 2020

Feb 2021

Death_Date	Female	Male	Total	Death_Date	Female	Male	Total	Death_Date	Female	Male	Total
01-Feb-19	7	20	27	01-Feb-20	6	17	27	01-Feb-21	9	13	27
02-Feb-19	6	7	13	02-Feb-20	7	24	31	02-Feb-21	3	21	24
03-Feb-19	6	24	30	03-Feb-20	5	15	20	03-Feb-21	3	18	21
04-Feb-19	7	19	26	04-Feb-20	8	13	21	04-Feb-21	4	11	15
05-Feb-19	10	16	26	05-Feb-20	7	17	24	05-Feb-21	7	23	30
06-Feb-19	4	12	16	06-Feb-20	4	12	16	06-Feb-21	11	14	25
07-Feb-19	10	17	27	07-Feb-20	9	17	26	07-Feb-21	7	15	22
08-Feb-19	7	19	26	08-Feb-20	5	17	22	08-Feb-21	6	12	18
09-Feb-19	5	14	19	09-Feb-20	11	9	20	09-Feb-21	4	21	25
10-Feb-19	7	21	28	10-Feb-20	5	15	20	10-Feb-21	8	20	28
11-Feb-19	5	24	29	11-Feb-20	8	21	29	11-Feb-21	14	8	22
12-Feb-19	7	20	27	12-Feb-20	9	16	25	12-Feb-21	9	22	31
13-Feb-19	10	12	22	13-Feb-20	5	17	22	13-Feb-21	7	10	17
14-Feb-19	1	14	15	14-Feb-20	5	7	12	14-Feb-21	7	19	26
15-Feb-19	7	21	28	15-Feb-20	4	16	20	15-Feb-21	7	17	24
16-Feb-19	10	18	28	16-Feb-20	3	15	18	16-Feb-21	2	16	18
17-Feb-19	6	23	29	17-Feb-20	5	17	22	17-Feb-21	10	14	24
18-Feb-19	0	11	11	18-Feb-20	7	17	24	18-Feb-21	7	13	20
19-Feb-19	6	23	29	19-Feb-20	4	12	16	19-Feb-21	6	22	28
20-Feb-19	5	20	25	20-Feb-20	2	13	15	20-Feb-21	4	17	21
21-Feb-19	5	12	17	21-Feb-20	8	18	26	21-Feb-21	9	15	24
22-Feb-19	3	18	21	22-Feb-20	5	10	15	22-Feb-21	6	14	20
23-Feb-19	9	9	18	23-Feb-20	3	10	13	23-Feb-21	4	13	17
24-Feb-19	8	12	20	24-Feb-20	3	19	22	24-Feb-21	6	18	24
25-Feb-19	7	20	27	25-Feb-20	5	17	22	25-Feb-21	8	19	27
26-Feb-19	7	20	27	26-Feb-20	4	12	16	26-Feb-21	9	14	23
27-Feb-19	6	20	26	27-Feb-20	3	18	21	27-Feb-21	7	16	23
28-Feb-19	5	11	16	28-Feb-20	7	8	15	28-Feb-21	6	11	17
Total	176	477	653	29-Feb-20	6	11	17	Total	190	446	636
				Total	163	430	593				

Coimbatore Medical College Hospital

Number of death certificates issued on each day in March 2019,2020 and 2021

Mar 2019

Mar 2020

Mar 2021

Death_Date	Female	Male	Total	Death_Date	Female	Male	Total	Death_Date	Female	Male	Total
01-Mar-19	5	9	14	01-Mar-20	7	18	25	01-Mar-21	5	19	24
02-Mar-19	6	15	21	02-Mar-20	8	16	24	02-Mar-21	6	26	32
03-Mar-19	1	20	21	03-Mar-20	5	21	26	03-Mar-21	7	12	19
04-Mar-19	7	12	19	04-Mar-20	9	18	27	04-Mar-21	6	8	14
05-Mar-19	10	16	26	05-Mar-20	7	19	26	05-Mar-21	5	14	19
06-Mar-19	6	13	19	06-Mar-20	2	23	25	06-Mar-21	8	14	22
07-Mar-19	8	11	19	07-Mar-20	12	17	29	07-Mar-21	8	18	26
08-Mar-19	3	16	19	08-Mar-20	6	14	20	08-Mar-21	7	16	23
09-Mar-19	8	29	37	09-Mar-20	8	20	28	09-Mar-21	4	19	23
10-Mar-19	3	11	14	10-Mar-20	5	18	23	10-Mar-21	13	12	25
11-Mar-19	7	14	21	11-Mar-20	6	19	25	11-Mar-21	4	16	20
12-Mar-19	4	12	16	12-Mar-20	4	11	15	12-Mar-21	4	16	20
13-Mar-19	5	12	17	13-Mar-20	2	13	15	13-Mar-21	1	15	16
14-Mar-19	3	16	19	14-Mar-20	9	10	19	14-Mar-21	4	9	13
15-Mar-19	5	13	18	15-Mar-20	3	10	13	15-Mar-21	6	18	24
16-Mar-19	4	15	19	16-Mar-20	5	8	13	16-Mar-21	8	10	18
17-Mar-19	11	16	27	17-Mar-20	5	22	27	17-Mar-21	7	17	24
18-Mar-19	6	10	16	18-Mar-20	7	12	19	18-Mar-21	8	18	26
19-Mar-19	5	17	22	19-Mar-20	4	18	22	19-Mar-21	5	16	21
20-Mar-19	8	21	29	20-Mar-20	5	10	15	20-Mar-21	9	17	26
21-Mar-19	5	16	21	21-Mar-20	3	15	18	21-Mar-21	6	21	27
22-Mar-19	9	25	34	22-Mar-20	3	14	17	22-Mar-21	7	11	18
23-Mar-19	3	14	17	23-Mar-20	5	8	13	23-Mar-21	8	14	22
24-Mar-19	10	15	25	24-Mar-20	10	16	26	24-Mar-21	6	25	31
25-Mar-19	7	14	21	25-Mar-20	4	8	12	25-Mar-21	7	11	18
26-Mar-19	4	16	20	26-Mar-20	5	5	10	26-Mar-21	5	17	22
27-Mar-19	9	16	25	27-Mar-20	2	5	7	27-Mar-21	9	19	28
28-Mar-19	6	15	21	28-Mar-20	5	13	18	28-Mar-21	8	23	31
29-Mar-19	4	16	20	29-Mar-20	3	7	10	29-Mar-21	7	23	30
30-Mar-19	8	15	23	30-Mar-20	4	10	14	30-Mar-21	5	20	25
31-Mar-19	2	11	13	31-Mar-20	6	9	15	31-Mar-21	10	17	27
Total	182	471	653	Total	169	427	596	Total	203	511	714

Coimbatore Medical College Hospital

Number of death certificates issued on each day in April 2019,2020 and 2021

Apr 2019

Apr 2020

Apr 2021

Death_Date	Female	Male	Total	Death_Date	Female	Male	Total	Death_Date	Female	Male	Total
01-Apr-19	6	13	19	01-Apr-20	8	5	13	01-Apr-21	6	17	23
02-Apr-19	8	17	25	02-Apr-20	6	8	14	02-Apr-21	7	8	15
03-Apr-19	5	15	20	03-Apr-20	8	8	16	03-Apr-21	5	18	23
04-Apr-19	3	13	16	04-Apr-20	2	10	12	04-Apr-21	5	13	18
05-Apr-19	4	17	21	05-Apr-20	5	5	10	05-Apr-21	5	17	22
06-Apr-19	9	12	21	06-Apr-20	3	7	10	06-Apr-21	7	22	29
07-Apr-19	6	14	20	07-Apr-20	2	17	19	07-Apr-21	8	22	30
08-Apr-19	6	18	24	08-Apr-20	4	9	13	08-Apr-21	8	13	21
09-Apr-19	7	17	24	09-Apr-20	7	10	17	09-Apr-21	4	18	22
10-Apr-19	2	14	16	10-Apr-20	3	4	7	10-Apr-21	6	22	28
11-Apr-19	5	19	24	11-Apr-20	7	13	20	11-Apr-21	10	18	28
12-Apr-19	9	18	27	12-Apr-20	5	8	13	12-Apr-21	11	14	25
13-Apr-19	6	19	25	13-Apr-20	6	9	15	13-Apr-21	9	29	38
14-Apr-19	10	16	26	14-Apr-20	7	3	10	14-Apr-21	7	13	20
15-Apr-19	6	16	22	15-Apr-20	14	6	20	15-Apr-21	9	18	27
16-Apr-19	10	19	29	16-Apr-20	2	10	12	16-Apr-21	6	14	20
17-Apr-19	6	14	20	17-Apr-20	5	3	8	17-Apr-21	9	17	26
18-Apr-19	4	16	20	18-Apr-20	3	11	14	18-Apr-21	12	22	34
19-Apr-19	10	7	17	19-Apr-20	7	10	17	19-Apr-21	9	16	25
20-Apr-19	8	20	28	20-Apr-20	4	8	12	20-Apr-21	9	17	26
21-Apr-19	7	16	23	21-Apr-20	7	5	12	21-Apr-21	8	9	17
22-Apr-19	5	19	24	22-Apr-20	6	6	12	22-Apr-21	8	21	29
23-Apr-19	6	10	16	23-Apr-20	4	8	12	23-Apr-21	12	19	31
24-Apr-19	6	17	23	24-Apr-20	6	11	17	24-Apr-21	10	22	32
25-Apr-19	6	11	17	25-Apr-20	3	7	10	25-Apr-21	5	18	23
26-Apr-19	6	16	22	26-Apr-20	9	9	18	26-Apr-21	14	29	43
27-Apr-19	6	24	30	27-Apr-20	5	9	14	27-Apr-21	13	39	52
28-Apr-19	6	16	22	28-Apr-20	11	9	20	28-Apr-21	14	42	56
29-Apr-19	5	16	21	29-Apr-20	6	7	13	29-Apr-21	14	34	48
30-Apr-19	6	25	31	30-Apr-20	7	12	19	30-Apr-21	12	34	46
TOTAL	189	484	673	TOTAL	172	247	419	TOTAL	262	615	877

Coimbatore Medical College Hospital

Number of death certificates issued on each day in May 2019,2020 and 2021

May 2019

May 2020

May 2021

Death_Date	Female	Male	Total	Death_Date	Female	Male	Total	Death_Date	Female	Male	Total
01-May-19	6	9	15	01-May-20	6	13	19	01-May-21	14	32	46
02-May-19	9	9	18	02-May-20	6	11	17	02-May-21	24	27	51
03-May-19	3	13	16	03-May-20	7	5	12	03-May-21	27	40	67
04-May-19	10	20	30	04-May-20	2	12	14	04-May-21	22	59	81
05-May-19	9	13	22	05-May-20	5	11	16	05-May-21	19	39	58
06-May-19	2	21	23	06-May-20	4	10	14	06-May-21	31	44	75
07-May-19	7	17	24	07-May-20	6	8	14	07-May-21	28	44	72
08-May-19	7	15	22	08-May-20	7	13	20	08-May-21	24	61	85
09-May-19	4	7	11	09-May-20	9	9	18	09-May-21	37	63	100
10-May-19	12	16	28	10-May-20	3	11	14	10-May-21	39	63	102
11-May-19	8	10	18	11-May-20	6	16	22	11-May-21	32	50	82
12-May-19	7	15	22	12-May-20	2	11	13	12-May-21	41	54	95
13-May-19	5	13	18	13-May-20	6	7	13	13-May-21	25	55	80
14-May-19	6	20	26	14-May-20	5	9	14	14-May-21	41	60	101
15-May-19	6	19	25	15-May-20	8	12	20	15-May-21	33	60	93
16-May-19	4	16	20	16-May-20	4	5	9	16-May-21	34	78	112
17-May-19	8	20	28	17-May-20	5	13	18	17-May-21	35	58	93
18-May-19	4	15	19	18-May-20	11	16	27	18-May-21	38	63	101
19-May-19	8	14	22	19-May-20	5	12	17	19-May-21	39	57	96
20-May-19	10	17	27	20-May-20	3	11	14	20-May-21	37	66	103
21-May-19	9	19	28	21-May-20	5	8	13	21-May-21	35	46	81
22-May-19	5	19	24	22-May-20	6	16	22	22-May-21	34	52	86
23-May-19	9	17	26	23-May-20	8	16	24	23-May-21	26	48	74
24-May-19	3	15	18	24-May-20	4	10	14	24-May-21	30	59	89
25-May-19	2	11	13	25-May-20	5	16	21	25-May-21	24	58	82
26-May-19	2	14	16	26-May-20	7	10	17	26-May-21	26	50	76
27-May-19	7	23	30	27-May-20	5	15	20	27-May-21	20	64	84
28-May-19	11	19	30	28-May-20	2	15	17	28-May-21	27	50	77
29-May-19	4	20	24	29-May-20	6	17	23	29-May-21	29	50	79
30-May-19	6	13	19	30-May-20	6	13	19	30-May-21	32	49	81
31-May-19	6	15	21	31-May-20	8	13	21	31-May-21	22	63	85
Total	199	484	683	Total	172	364	536	Total	925	1662	2587

Mahatma Gandhi Memorial Medical College and Hospital, Trichy

Number of death certificates issued on each day in January
2019,2020 and 2021

Jan 2019

Jan 2020

Jan 2021

Death_Date	Female	Male	Total	Death_Date	Female	Male	Total	Death_Date	Female	Male	Total
01-Jan-19	3	7	10	01-Jan-20	3	4	10	01-Jan-21	5	6	10
02-Jan-19	3	6	9	02-Jan-20	0	3	9	02-Jan-21	6	6	9
03-Jan-19	8	5	13	03-Jan-20	2	3	13	03-Jan-21	5	6	13
04-Jan-19	2	9	11	04-Jan-20	4	8	11	04-Jan-21	2	10	11
05-Jan-19	2	6	8	05-Jan-20	7	9	8	05-Jan-21	1	6	8
06-Jan-19	6	6	12	06-Jan-20	4	11	12	06-Jan-21	9	8	12
07-Jan-19	5	6	11	07-Jan-20	4	9	11	07-Jan-21	4	13	11
08-Jan-19	4	7	11	08-Jan-20	4	8	11	08-Jan-21	4	10	11
09-Jan-19	3	7	10	09-Jan-20	2	2	10	09-Jan-21	5	10	10
10-Jan-19	5	9	14	10-Jan-20	6	10	14	10-Jan-21	4	10	14
11-Jan-19	1	10	11	11-Jan-20	3	8	11	11-Jan-21	3	10	11
12-Jan-19	4	6	10	12-Jan-20	3	8	10	12-Jan-21	9	11	10
13-Jan-19	1	5	6	13-Jan-20	3	2	6	13-Jan-21	3	5	6
14-Jan-19	8	7	15	14-Jan-20	4	5	15	14-Jan-21	5	4	15
15-Jan-19	8	10	18	15-Jan-20	2	9	18	15-Jan-21	7	5	18
16-Jan-19	1	9	10	16-Jan-20	5	13	10	16-Jan-21	2	6	10
17-Jan-19	3	9	12	17-Jan-20	10	12	12	17-Jan-21	3	4	12
18-Jan-19	5	6	11	18-Jan-20	1	8	11	18-Jan-21	6	11	11
19-Jan-19	4	9	13	19-Jan-20	5	12	13	19-Jan-21	3	5	13
20-Jan-19	5	6	11	20-Jan-20	10	12	11	20-Jan-21	4	11	11
21-Jan-19	8	10	18	21-Jan-20	4	3	18	21-Jan-21	3	8	18
22-Jan-19	9	10	19	22-Jan-20	3	2	19	22-Jan-21	10	8	19
23-Jan-19	2	8	10	23-Jan-20	6	11	10	23-Jan-21	4	9	10
24-Jan-19	5	2	7	24-Jan-20	4	5	7	24-Jan-21	3	11	7
25-Jan-19	4	12	16	25-Jan-20	1	6	16	25-Jan-21	3	7	16
26-Jan-19	3	7	10	26-Jan-20	6	5	10	26-Jan-21	4	5	10
27-Jan-19	4	9	13	27-Jan-20	2	6	13	27-Jan-21	5	7	13
28-Jan-19	1	7	8	28-Jan-20	6	12	8	28-Jan-21	5	7	8
29-Jan-19	4	5	9	29-Jan-20	5	8	9	29-Jan-21	4	8	9
30-Jan-19	4	6	10	30-Jan-20	6	8	10	30-Jan-21	6	9	10
31-Jan-19	5	12	17	31-Jan-20	3	6	17	31-Jan-21	2	11	17
Total	130	233	363	Total	128	228	356	Total	139	247	386

Mahatma Gandhi Memorial Medical College and Hospital, Trichy

Number of death certificates issued on each day in February
2019,2020 and 2021

Feb 2019

Feb 2020

Feb 2021

Death_Date	Female	Male	Total	Death_Date	Female	Male	Total	Death_Date	Female	Male	Total
01-Feb-19	6	11	17	01-Feb-20	4	9	17	01-Feb-21	6	6	17
02-Feb-19	8	12	20	02-Feb-20	4	5	20	02-Feb-21	4	10	20
03-Feb-19	1	9	10	03-Feb-20	3	10	10	03-Feb-21	4	6	10
04-Feb-19	1	3	4	04-Feb-20	3	7	4	04-Feb-21	7	5	4
05-Feb-19	3	7	10	05-Feb-20	3	8	10	05-Feb-21	4	8	10
06-Feb-19	3	8	11	06-Feb-20	1	2	11	06-Feb-21	3	14	11
07-Feb-19	4	9	13	07-Feb-20	4	10	13	07-Feb-21	3	7	13
08-Feb-19	7	6	13	08-Feb-20	4	12	13	08-Feb-21	4	10	13
09-Feb-19	6	15	21	09-Feb-20	1	6	21	09-Feb-21	6	6	21
10-Feb-19	5	11	16	10-Feb-20	3	4	16	10-Feb-21	8	10	16
11-Feb-19	2	11	13	11-Feb-20	4	8	13	11-Feb-21	6	8	13
12-Feb-19	2	5	7	12-Feb-20	5	10	7	12-Feb-21	4	18	7
13-Feb-19	3	7	10	13-Feb-20	2	8	10	13-Feb-21	5	12	10
14-Feb-19	3	7	10	14-Feb-20	5	8	10	14-Feb-21	6	6	10
15-Feb-19	2	6	8	15-Feb-20	6	9	8	15-Feb-21	4	7	8
16-Feb-19	4	6	10	16-Feb-20	3	8	10	16-Feb-21	2	3	10
17-Feb-19	6	6	12	17-Feb-20	6	5	12	17-Feb-21	3	6	12
18-Feb-19	8	7	15	18-Feb-20	4	7	15	18-Feb-21	8	11	15
19-Feb-19	2	11	13	19-Feb-20	4	8	13	19-Feb-21	5	7	13
20-Feb-19	3	2	5	20-Feb-20	6	8	5	20-Feb-21	6	7	5
21-Feb-19	6	6	12	21-Feb-20	5	7	12	21-Feb-21	4	14	12
22-Feb-19	3	9	12	22-Feb-20	1	7	12	22-Feb-21	2	6	12
23-Feb-19	4	4	8	23-Feb-20	4	5	8	23-Feb-21	6	7	8
24-Feb-19	3	8	11	24-Feb-20	3	5	11	24-Feb-21	9	6	11
25-Feb-19	2	5	7	25-Feb-20	4	9	7	25-Feb-21	4	8	7
26-Feb-19	10	9	19	26-Feb-20	6	11	19	26-Feb-21	6	6	19
27-Feb-19	2	7	9	27-Feb-20	3	12	9	27-Feb-21	4	6	9
28-Feb-19	5	11	16	28-Feb-20	3	6	16	28-Feb-21	4	6	16
Total	114	218	332	29-Feb-20	5	7	332	Total	137	226	363
				Total	109	221	330				

Mahatma Gandhi Memorial Medical College and Hospital, Trichy

Number of death certificates issued on each day in March 2019,2020 and 2021

Mar 2019

Mar 2020

Mar 2021

Death_Date	Female	Male	Total	Death_Date	Female	Male	Total	Death_Date	Female	Male	Total
01-Mar-19	4	10	14	01-Mar-20	0	4	4	01-Mar-21	5	7	12
02-Mar-19	2	10	12	02-Mar-20	3	12	15	02-Mar-21	5	11	16
03-Mar-19	1	8	9	03-Mar-20	6	13	19	03-Mar-21	7	9	16
04-Mar-19	3	7	10	04-Mar-20	4	7	11	04-Mar-21	2	3	5
05-Mar-19	5	4	9	05-Mar-20	3	5	8	05-Mar-21	4	7	11
06-Mar-19	2	12	14	06-Mar-20	0	4	4	06-Mar-21	4	3	7
07-Mar-19	1	9	10	07-Mar-20	4	7	11	07-Mar-21	0	8	8
08-Mar-19	2	3	5	08-Mar-20	4	10	14	08-Mar-21	4	10	14
09-Mar-19	3	8	11	09-Mar-20	2	4	6	09-Mar-21	3	10	13
10-Mar-19	3	3	6	10-Mar-20	4	5	9	10-Mar-21	2	8	10
11-Mar-19	1	8	9	11-Mar-20	7	4	11	11-Mar-21	1	5	6
12-Mar-19	3	5	8	12-Mar-20	2	7	9	12-Mar-21	5	5	10
13-Mar-19	4	5	9	13-Mar-20	0	6	6	13-Mar-21	3	9	12
14-Mar-19	4	5	9	14-Mar-20	4	5	9	14-Mar-21	5	5	10
15-Mar-19	5	3	8	15-Mar-20	6	13	19	15-Mar-21	5	11	16
16-Mar-19	5	3	8	16-Mar-20	5	7	12	16-Mar-21	8	7	15
17-Mar-19	4	6	10	17-Mar-20	3	8	11	17-Mar-21	2	2	4
18-Mar-19	5	6	11	18-Mar-20	4	5	9	18-Mar-21	6	10	16
19-Mar-19	6	10	16	19-Mar-20	4	13	17	19-Mar-21	4	7	11
20-Mar-19	5	4	9	20-Mar-20	3	8	11	20-Mar-21	2	10	12
21-Mar-19	3	4	7	21-Mar-20	4	10	14	21-Mar-21	3	8	11
22-Mar-19	3	10	13	22-Mar-20	2	9	11	22-Mar-21	3	7	10
23-Mar-19	6	5	11	23-Mar-20	1	11	12	23-Mar-21	4	11	15
24-Mar-19	1	6	7	24-Mar-20	1	10	11	24-Mar-21	0	7	7
25-Mar-19	3	9	12	25-Mar-20	5	5	10	25-Mar-21	2	9	11
26-Mar-19	4	12	16	26-Mar-20	3	3	6	26-Mar-21	2	7	9
27-Mar-19	3	4	7	27-Mar-20	3	4	7	27-Mar-21	5	8	13
28-Mar-19	6	6	12	28-Mar-20	2	9	11	28-Mar-21	6	6	12
29-Mar-19	6	6	12	29-Mar-20	1	4	5	29-Mar-21	6	8	14
30-Mar-19	2	4	6	30-Mar-20	2	4	6	30-Mar-21	6	7	13
31-Mar-19	1	5	6	31-Mar-20	1	5	6	31-Mar-21	4	5	9
Total	106	200	306	Total	93	221	314	Total	118	230	348

Mahatma Gandhi Memorial Medical College and Hospital, Trichy

Number of death certificates issued on each day in April 2019,2020 and 2021

Apr 2019

Apr 2020

Apr 2021

Death_Date	Female	Male	Total	Death_Date	Female	Male	Total	Death_Date	Female	Male	Total
01-Apr-19	4	5	9	01-Apr-20	1	3	4	01-Apr-21	4	4	8
02-Apr-19	2	5	7	02-Apr-20	0	3	3	02-Apr-21	6	4	10
03-Apr-19	4	6	10	03-Apr-20	2	7	9	03-Apr-21	5	9	14
04-Apr-19	5	6	11	04-Apr-20	2	6	8	04-Apr-21	6	8	14
05-Apr-19	2	7	9	05-Apr-20	1	1	2	05-Apr-21	8	6	14
06-Apr-19	6	12	18	06-Apr-20	2	3	5	06-Apr-21	1	8	9
07-Apr-19	4	4	8	07-Apr-20	4	3	7	07-Apr-21	4	10	14
08-Apr-19	0	11	11	08-Apr-20	3	4	7	08-Apr-21	5	13	18
09-Apr-19	3	9	12	09-Apr-20	1	6	7	09-Apr-21	5	12	17
10-Apr-19	1	3	4	10-Apr-20	2	2	4	10-Apr-21	4	10	14
11-Apr-19	6	6	12	11-Apr-20	3	4	7	11-Apr-21	2	5	7
12-Apr-19	2	6	8	12-Apr-20	1	2	3	12-Apr-21	3	8	11
13-Apr-19	3	8	11	13-Apr-20	3	4	7	13-Apr-21	4	8	12
14-Apr-19	10	3	13	14-Apr-20	4	3	7	14-Apr-21	5	7	12
15-Apr-19	4	10	14	15-Apr-20	2	1	3	15-Apr-21	6	8	14
16-Apr-19	4	7	11	16-Apr-20	4	6	10	16-Apr-21	8	4	12
17-Apr-19	10	7	17	17-Apr-20	6	6	12	17-Apr-21	4	12	16
18-Apr-19	3	9	12	18-Apr-20	4	3	7	18-Apr-21	3	12	15
19-Apr-19	3	5	8	19-Apr-20	0	3	3	19-Apr-21	5	13	18
20-Apr-19	8	5	13	20-Apr-20	3	3	6	20-Apr-21	11	6	17
21-Apr-19	3	9	12	21-Apr-20	8	5	13	21-Apr-21	3	12	15
22-Apr-19	5	6	11	22-Apr-20	1	4	5	22-Apr-21	4	11	15
23-Apr-19	8	4	12	23-Apr-20	1	2	3	23-Apr-21	5	11	16
24-Apr-19	4	6	10	24-Apr-20	6	7	13	24-Apr-21	11	8	19
25-Apr-19	5	5	10	25-Apr-20	7	10	17	25-Apr-21	7	19	26
26-Apr-19	2	9	11	26-Apr-20	1	3	4	26-Apr-21	12	18	30
27-Apr-19	5	8	13	27-Apr-20	2	2	4	27-Apr-21	10	16	26
28-Apr-19	4	6	10	28-Apr-20	4	3	7	28-Apr-21	6	17	23
29-Apr-19	4	8	12	29-Apr-20	5	6	11	29-Apr-21	9	12	21
30-Apr-19	5	6	11	30-Apr-20	6	5	11	30-Apr-21	4	18	22
TOTAL	129	201	330	TOTAL	89	120	209	TOTAL	170	309	479

Mahatma Gandhi Memorial Medical College and Hospital, Trichy

Number of death certificates issued on each day in May 2019,2020 and 2021

May 2019

May 2020

May 2021

Death_Date	Female	Male	Total	Death_Date	Female	Male	Total	Death_Date	Female	Male	Total
01-May-19	4	7	11	01-May-20	3	5	8	01-May-21	8	22	30
02-May-19	4	7	11	02-May-20	0	2	2	02-May-21	12	9	21
03-May-19	4	5	9	03-May-20	5	5	10	03-May-21	18	24	42
04-May-19	7	2	9	04-May-20	0	4	4	04-May-21	11	19	30
05-May-19	4	10	14	05-May-20	3	3	6	05-May-21	15	19	34
06-May-19	4	6	10	06-May-20	5	3	8	06-May-21	12	23	35
07-May-19	8	8	16	07-May-20	5	3	8	07-May-21	14	22	36
08-May-19	4	4	8	08-May-20	3	6	9	08-May-21	14	23	37
09-May-19	2	6	8	09-May-20	9	7	16	09-May-21	13	24	37
10-May-19	7	9	16	10-May-20	5	7	12	10-May-21	16	27	43
11-May-19	4	5	9	11-May-20	1	5	6	11-May-21	11	32	43
12-May-19	3	12	15	12-May-20	5	6	11	12-May-21	15	29	44
13-May-19	2	9	11	13-May-20	3	6	9	13-May-21	17	29	46
14-May-19	9	11	20	14-May-20	2	8	10	14-May-21	16	36	52
15-May-19	4	9	13	15-May-20	4	6	10	15-May-21	12	24	36
16-May-19	10	10	20	16-May-20	3	7	10	16-May-21	14	30	44
17-May-19	3	10	13	17-May-20	3	3	6	17-May-21	13	36	49
18-May-19	6	5	11	18-May-20	3	10	13	18-May-21	20	34	54
19-May-19	3	14	17	19-May-20	4	3	7	19-May-21	20	29	49
20-May-19	5	5	10	20-May-20	3	7	10	20-May-21	15	35	50
21-May-19	3	5	8	21-May-20	4	6	10	21-May-21	10	35	45
22-May-19	4	6	10	22-May-20	8	5	13	22-May-21	19	30	49
23-May-19	5	9	14	23-May-20	0	4	4	23-May-21	19	34	53
24-May-19	5	4	9	24-May-20	5	11	16	24-May-21	20	34	54
25-May-19	7	5	12	25-May-20	2	4	6	25-May-21	16	33	49
26-May-19	6	8	14	26-May-20	7	4	11	26-May-21	15	24	39
27-May-19	6	9	15	27-May-20	4	10	14	27-May-21	18	32	50
28-May-19	5	11	16	28-May-20	1	6	7	28-May-21	18	29	47
29-May-19	3	13	16	29-May-20	4	4	8	29-May-21	15	22	37
30-May-19	3	11	14	30-May-20	2	7	9	30-May-21	18	22	40
31-May-19	1	7	8	31-May-20	3	6	9	31-May-21	21	31	52
Total	242	145	387	Total	109	173	282	Total	475	852	1327

Vellore Medical College Hospital

Number of death certificates issued on each day in January
2019,2020 and 2021

Jan 2019

Jan 2020

Jan 2021

Death_Date	Female	Male	Total	Death_Date	Female	Male	Total	Death_Date	Female	Male	Total
01-Jan-19	1	5	6	01-Jan-20	3	6	6	01-Jan-21	4	3	6
02-Jan-19	3	9	12	02-Jan-20	3	9	12	02-Jan-21	8	6	12
03-Jan-19	4	10	14	03-Jan-20	3	7	14	03-Jan-21	6	6	14
04-Jan-19	3	10	13	04-Jan-20	7	15	13	04-Jan-21	3	8	13
05-Jan-19	1	4	5	05-Jan-20	1	4	5	05-Jan-21	5	10	5
06-Jan-19	3	7	10	06-Jan-20	2	5	10	06-Jan-21	7	6	10
07-Jan-19	6	8	14	07-Jan-20	4	5	14	07-Jan-21	6	9	14
08-Jan-19	5	8	13	08-Jan-20	1	8	13	08-Jan-21	2	13	13
09-Jan-19	3	8	11	09-Jan-20	2	2	11	09-Jan-21	4	8	11
10-Jan-19	6	6	12	10-Jan-20	5	7	12	10-Jan-21	7	6	12
11-Jan-19	6	4	10	11-Jan-20	5	7	10	11-Jan-21	2	9	10
12-Jan-19	7	9	16	12-Jan-20	5	12	16	12-Jan-21	6	10	16
13-Jan-19	8	4	12	13-Jan-20	5	8	12	13-Jan-21	4	9	12
14-Jan-19	0	8	8	14-Jan-20	4	7	8	14-Jan-21	5	7	8
15-Jan-19	5	7	12	15-Jan-20	2	8	12	15-Jan-21	2	12	12
16-Jan-19	1	5	6	16-Jan-20	6	8	6	16-Jan-21	2	9	6
17-Jan-19	5	6	11	17-Jan-20	4	10	11	17-Jan-21	4	14	11
18-Jan-19	6	5	11	18-Jan-20	5	15	11	18-Jan-21	6	12	11
19-Jan-19	2	7	9	19-Jan-20	1	7	9	19-Jan-21	7	14	9
20-Jan-19	1	12	13	20-Jan-20	5	5	13	20-Jan-21	7	10	13
21-Jan-19	7	11	18	21-Jan-20	6	7	18	21-Jan-21	2	10	18
22-Jan-19	0	7	7	22-Jan-20	3	9	7	22-Jan-21	3	10	7
23-Jan-19	5	8	13	23-Jan-20	2	5	13	23-Jan-21	5	15	13
24-Jan-19	7	7	14	24-Jan-20	3	11	14	24-Jan-21	3	3	14
25-Jan-19	4	4	8	25-Jan-20	1	3	8	25-Jan-21	6	14	8
26-Jan-19	3	12	15	26-Jan-20	2	6	15	26-Jan-21	5	12	15
27-Jan-19	2	5	7	27-Jan-20	6	5	7	27-Jan-21	2	6	7
28-Jan-19	5	6	11	28-Jan-20	4	11	11	28-Jan-21	8	6	11
29-Jan-19	10	6	16	29-Jan-20	3	6	16	29-Jan-21	6	9	16
30-Jan-19	3	6	9	30-Jan-20	3	11	9	30-Jan-21	3	7	9
31-Jan-19	4	9	13	31-Jan-20	0	0	13	31-Jan-21	6	9	13
Total	126	223	349	Total	106	229	335	Total	146	282	428

Vellore Medical College Hospital

Number of death certificates issued on each day in February
2019,2020 and 2021

Feb 2019

Feb 2020

Feb 2021

Death_Date	Female	Male	Total	Death_Date	Female	Male	Total	Death_Date	Female	Male	Total
01-Feb-19	4	3	7	01-Feb-20	1	11	7	01-Feb-21	10	12	7
02-Feb-19	7	3	10	02-Feb-20	3	8	10	02-Feb-21	3	10	10
03-Feb-19	4	9	13	03-Feb-20	6	7	13	03-Feb-21	5	8	13
04-Feb-19	5	5	10	04-Feb-20	4	8	10	04-Feb-21	5	5	10
05-Feb-19	3	10	13	05-Feb-20	1	7	13	05-Feb-21	6	9	13
06-Feb-19	3	11	14	06-Feb-20	3	8	14	06-Feb-21	6	7	14
07-Feb-19	4	8	12	07-Feb-20	2	2	12	07-Feb-21	3	5	12
08-Feb-19	5	8	13	08-Feb-20	9	7	13	08-Feb-21	4	5	13
09-Feb-19	4	8	12	09-Feb-20	2	8	12	09-Feb-21	6	16	12
10-Feb-19	3	11	14	10-Feb-20	2	10	14	10-Feb-21	6	11	14
11-Feb-19	1	7	8	11-Feb-20	3	3	8	11-Feb-21	3	11	8
12-Feb-19	6	11	17	12-Feb-20	6	5	17	12-Feb-21	6	6	17
13-Feb-19	4	5	9	13-Feb-20	4	7	9	13-Feb-21	6	7	9
14-Feb-19	2	6	8	14-Feb-20	4	6	8	14-Feb-21	5	8	8
15-Feb-19	3	4	7	15-Feb-20	3	6	7	15-Feb-21	3	7	7
16-Feb-19	2	5	7	16-Feb-20	2	9	7	16-Feb-21	1	12	7
17-Feb-19	1	7	8	17-Feb-20	6	11	8	17-Feb-21	4	7	8
18-Feb-19	4	6	10	18-Feb-20	4	3	10	18-Feb-21	2	5	10
19-Feb-19	4	6	10	19-Feb-20	2	8	10	19-Feb-21	11	6	10
20-Feb-19	6	8	14	20-Feb-20	4	9	14	20-Feb-21	3	9	14
21-Feb-19	3	6	9	21-Feb-20	3	1	9	21-Feb-21	4	11	9
22-Feb-19	4	8	12	22-Feb-20	7	5	12	22-Feb-21	4	10	12
23-Feb-19	3	5	8	23-Feb-20	6	6	8	23-Feb-21	5	10	8
24-Feb-19	4	5	9	24-Feb-20	1	10	9	24-Feb-21	4	10	9
25-Feb-19	1	9	10	25-Feb-20	7	11	10	25-Feb-21	4	10	10
26-Feb-19	4	4	8	26-Feb-20	2	8	8	26-Feb-21	3	6	8
27-Feb-19	2	3	5	27-Feb-20	5	7	5	27-Feb-21	5	9	5
28-Feb-19	2	4	6	28-Feb-20	3	9	6	28-Feb-21	2	11	6
Total	98	185	283	29-Feb-20	2	6	283	Total	129	243	372
				Total	107	206	313				

Vellore Medical College Hospital

Number of death certificates issued on each day in March 2019,2020 and 2021

Mar 2019

Mar 2020

Mar 2021

Death_Date	Female	Male	Total	Death_Date	Female	Male	Total	Death_Date	Female	Male	Total
01-Mar-19	5	3	8	01-Mar-20	3	7	10	01-Mar-21	5	8	13
02-Mar-19	3	6	9	02-Mar-20	2	4	6	02-Mar-21	2	8	10
03-Mar-19	4	7	11	03-Mar-20	6	8	14	03-Mar-21	5	7	12
04-Mar-19	5	7	12	04-Mar-20	2	7	9	04-Mar-21	0	6	6
05-Mar-19	3	5	8	05-Mar-20	6	8	14	05-Mar-21	3	6	9
06-Mar-19	4	12	16	06-Mar-20	4	7	11	06-Mar-21	5	10	15
07-Mar-19	4	11	15	07-Mar-20	2	6	8	07-Mar-21	6	10	16
08-Mar-19	2	7	9	08-Mar-20	3	7	10	08-Mar-21	7	7	14
09-Mar-19	6	10	16	09-Mar-20	5	4	9	09-Mar-21	4	14	18
10-Mar-19	2	7	9	10-Mar-20	1	10	11	10-Mar-21	5	12	17
11-Mar-19	1	6	7	11-Mar-20	5	3	8	11-Mar-21	5	9	14
12-Mar-19	2	7	9	12-Mar-20	3	6	9	12-Mar-21	6	7	13
13-Mar-19	0	6	6	13-Mar-20	4	9	13	13-Mar-21	5	12	17
14-Mar-19	3	7	10	14-Mar-20	3	2	5	14-Mar-21	3	13	16
15-Mar-19	1	7	8	15-Mar-20	3	6	9	15-Mar-21	8	8	16
16-Mar-19	4	6	10	16-Mar-20	5	10	15	16-Mar-21	2	7	9
17-Mar-19	3	7	10	17-Mar-20	3	6	9	17-Mar-21	6	6	12
18-Mar-19	3	4	7	18-Mar-20	3	6	9	18-Mar-21	7	10	17
19-Mar-19	2	5	7	19-Mar-20	3	6	9	19-Mar-21	5	5	10
20-Mar-19	2	6	8	20-Mar-20	6	11	17	20-Mar-21	3	5	8
21-Mar-19	4	8	12	21-Mar-20	6	4	10	21-Mar-21	1	6	7
22-Mar-19	4	5	9	22-Mar-20	3	6	9	22-Mar-21	8	7	15
23-Mar-19	4	5	9	23-Mar-20	4	9	13	23-Mar-21	6	7	13
24-Mar-19	5	12	17	24-Mar-20	4	8	12	24-Mar-21	4	6	10
25-Mar-19	5	2	7	25-Mar-20	2	7	9	25-Mar-21	2	3	5
26-Mar-19	5	9	14	26-Mar-20	5	6	11	26-Mar-21	2	9	11
27-Mar-19	1	6	7	27-Mar-20	1	4	5	27-Mar-21	4	6	10
28-Mar-19	6	6	12	28-Mar-20	7	7	14	28-Mar-21	1	3	4
29-Mar-19	4	8	12	29-Mar-20	3	5	8	29-Mar-21	4	6	10
30-Mar-19	0	6	6	30-Mar-20	3	8	11	30-Mar-21	7	7	14
31-Mar-19	6	8	14	31-Mar-20	3	11	14	31-Mar-21	2	7	9
Total	103	211	314	Total	113	208	321	Total	133	237	370

Vellore Medical College Hospital

Number of death certificates issued on each day in April 2019,2020 and 2021

Apr 2019

Apr 2020

Apr 2021

Death_Date	Female	Male	Total	Death_Date	Female	Male	Total	Death_Date	Female	Male	Total
01-Apr-19	6	11	17	01-Apr-20	3	6	9	01-Apr-21	0	3	3
02-Apr-19	3	7	10	02-Apr-20	0	5	5	02-Apr-21	3	13	16
03-Apr-19	8	8	16	03-Apr-20	1	7	8	03-Apr-21	3	14	17
04-Apr-19	7	5	12	04-Apr-20	4	3	7	04-Apr-21	7	4	11
05-Apr-19	2	6	8	05-Apr-20	3	3	6	05-Apr-21	2	7	9
06-Apr-19	5	7	12	06-Apr-20	1	3	4	06-Apr-21	3	7	10
07-Apr-19	3	5	8	07-Apr-20	4	3	7	07-Apr-21	6	6	12
08-Apr-19	1	10	11	08-Apr-20	5	1	6	08-Apr-21	4	6	10
09-Apr-19	3	8	11	09-Apr-20	4	3	7	09-Apr-21	7	3	10
10-Apr-19	6	9	15	10-Apr-20	9	3	12	10-Apr-21	6	13	19
11-Apr-19	5	5	10	11-Apr-20	1	5	6	11-Apr-21	5	4	9
12-Apr-19	8	5	13	12-Apr-20	1	3	4	12-Apr-21	4	7	11
13-Apr-19	2	7	9	13-Apr-20	3	5	8	13-Apr-21	3	6	9
14-Apr-19	4	4	8	14-Apr-20	1	5	6	14-Apr-21	3	7	10
15-Apr-19	0	10	10	15-Apr-20	4	4	8	15-Apr-21	5	13	18
16-Apr-19	1	5	6	16-Apr-20	5	4	9	16-Apr-21	6	16	22
17-Apr-19	4	9	13	17-Apr-20	4	9	13	17-Apr-21	3	13	16
18-Apr-19	0	7	7	18-Apr-20	2	6	8	18-Apr-21	5	15	20
19-Apr-19	4	7	11	19-Apr-20	4	6	10	19-Apr-21	8	16	24
20-Apr-19	6	8	14	20-Apr-20	0	10	10	20-Apr-21	3	12	15
21-Apr-19	3	5	8	21-Apr-20	0	6	6	21-Apr-21	8	16	24
22-Apr-19	4	12	16	22-Apr-20	4	3	7	22-Apr-21	9	11	20
23-Apr-19	2	6	8	23-Apr-20	4	3	7	23-Apr-21	1	16	17
24-Apr-19	3	6	9	24-Apr-20	6	3	9	24-Apr-21	4	9	13
25-Apr-19	3	5	8	25-Apr-20	5	5	10	25-Apr-21	7	9	16
26-Apr-19	2	4	6	26-Apr-20	3	7	10	26-Apr-21	4	12	16
27-Apr-19	1	8	9	27-Apr-20	0	7	7	27-Apr-21	7	8	15
28-Apr-19	5	10	15	28-Apr-20	4	5	9	28-Apr-21	8	18	26
29-Apr-19	4	4	8	29-Apr-20	4	4	8	29-Apr-21	11	18	29
30-Apr-19	1	4	5	30-Apr-20	2	5	7	30-Apr-21	6	20	26
Total	106	207	313	Total	91	142	233	Total	151	322	473

Vellore Medical College Hospital

Number of death certificates issued on each day in May 2019,2020 and 2021

May 2019

May 2020

May 2021

Death_Date	Female	Male	Total	Death_Date	Female	Male	Total	Death_Date	Female	Male	Total
01-May-19	1	7	8	01-May-20	4	5	9	01-May-21	10	15	25
02-May-19	2	8	10	02-May-20	7	7	14	02-May-21	13	12	25
03-May-19	6	3	9	03-May-20	5	4	9	03-May-21	8	23	31
04-May-19	5	6	11	04-May-20	7	3	10	04-May-21	12	22	34
05-May-19	1	12	13	05-May-20	3	7	10	05-May-21	11	24	35
06-May-19	9	3	12	06-May-20	6	9	15	06-May-21	6	20	26
07-May-19	5	8	13	07-May-20	2	6	8	07-May-21	9	28	37
08-May-19	1	4	5	08-May-20	3	5	8	08-May-21	14	20	34
09-May-19	4	9	13	09-May-20	4	7	11	09-May-21	12	24	36
10-May-19	6	9	15	10-May-20	5	4	9	10-May-21	17	23	40
11-May-19	10	7	17	11-May-20	3	3	6	11-May-21	11	28	39
12-May-19	6	14	20	12-May-20	2	5	7	12-May-21	13	25	38
13-May-19	8	7	15	13-May-20	4	6	10	13-May-21	10	22	32
14-May-19	8	6	14	14-May-20	3	3	6	14-May-21	6	27	33
15-May-19	7	9	16	15-May-20	5	3	8	15-May-21	11	26	37
16-May-19	6	8	14	16-May-20	7	7	14	16-May-21	7	20	27
17-May-19	3	14	17	17-May-20	4	6	10	17-May-21	13	17	30
18-May-19	11	6	17	18-May-20	1	4	5	18-May-21	9	20	29
19-May-19	5	9	14	19-May-20	4	7	11	19-May-21	8	22	30
20-May-19	4	7	11	20-May-20	11	8	19	20-May-21	10	19	29
21-May-19	10	9	19	21-May-20	6	8	14	21-May-21	11	31	42
22-May-19	7	8	15	22-May-20	7	5	12	22-May-21	15	16	31
23-May-19	4	8	12	23-May-20	2	9	11	23-May-21	7	15	22
24-May-19	8	8	16	24-May-20	6	3	9	24-May-21	11	21	32
25-May-19	6	13	19	25-May-20	4	10	14	25-May-21	7	23	30
26-May-19	4	7	11	26-May-20	10	11	21	26-May-21	10	19	29
27-May-19	10	6	16	27-May-20	7	8	15	27-May-21	7	24	31
28-May-19	10	12	22	28-May-20	3	9	12	28-May-21	12	10	22
29-May-19	7	13	20	29-May-20	6	5	11	29-May-21	5	13	18
30-May-19	5	15	20	30-May-20	11	8	19	30-May-21	6	14	20
31-May-19	6	6	12	31-May-20	4	9	13	31-May-21	4	15	19
Total	185	261	446	Total	156	194	350	Total	305	638	943

Karur Medical College Hospital

Number of death certificates issued on each day in January
2019,2020 and 2021

Jan 2019

Jan 2020

Jan 2021

Death_Date	Female	Male	Total	Death_Date	Female	Male	Total	Death_Date	Female	Male	Total
01-Jan-19	0	2	2	01-Jan-20	1	2	2	01-Jan-21	1	2	2
02-Jan-19	1	1	2	02-Jan-20	1	3	2	02-Jan-21	0	4	2
03-Jan-19	0	1	1	03-Jan-20	3	0	1	03-Jan-21	4	3	1
04-Jan-19	1	5	6	04-Jan-20	1	4	6	04-Jan-21	0	1	6
05-Jan-19	1	1	2	05-Jan-20	1	2	2	05-Jan-21	0	1	2
06-Jan-19	0	2	2	06-Jan-20	2	2	2	06-Jan-21	0	2	2
07-Jan-19	1	0	1	07-Jan-20	1	1	1	07-Jan-21	0	2	1
08-Jan-19	0	0	0	08-Jan-20	2	1	0	08-Jan-21	0	1	0
09-Jan-19	0	1	1	09-Jan-20	0	0	1	09-Jan-21	0	0	1
10-Jan-19	1	2	3	10-Jan-20	0	1	3	10-Jan-21	0	1	3
11-Jan-19	2	1	3	11-Jan-20	0	3	3	11-Jan-21	1	1	3
12-Jan-19	2	2	4	12-Jan-20	1	2	4	12-Jan-21	0	2	4
13-Jan-19	0	0	0	13-Jan-20	0	0	0	13-Jan-21	1	4	0
14-Jan-19	1	0	1	14-Jan-20	1	4	1	14-Jan-21	0	0	1
15-Jan-19	0	2	2	15-Jan-20	0	0	2	15-Jan-21	1	1	2
16-Jan-19	3	2	5	16-Jan-20	0	2	5	16-Jan-21	1	2	5
17-Jan-19	1	1	2	17-Jan-20	0	0	2	17-Jan-21	0	2	2
18-Jan-19	0	0	0	18-Jan-20	1	1	0	18-Jan-21	0	4	0
19-Jan-19	2	0	2	19-Jan-20	1	1	2	19-Jan-21	1	4	2
20-Jan-19	0	2	2	20-Jan-20	1	2	2	20-Jan-21	3	2	2
21-Jan-19	2	1	3	21-Jan-20	1	1	3	21-Jan-21	4	4	3
22-Jan-19	2	3	5	22-Jan-20	1	1	5	22-Jan-21	1	2	5
23-Jan-19	0	0	0	23-Jan-20	0	0	0	23-Jan-21	4	0	0
24-Jan-19	0	2	2	24-Jan-20	0	1	2	24-Jan-21	0	3	2
25-Jan-19	1	0	1	25-Jan-20	0	2	1	25-Jan-21	1	5	1
26-Jan-19	0	1	1	26-Jan-20	1	0	1	26-Jan-21	3	4	1
27-Jan-19	0	0	0	27-Jan-20	0	2	0	27-Jan-21	3	4	0
28-Jan-19	1	2	3	28-Jan-20	0	2	3	28-Jan-21	1	1	3
29-Jan-19	1	3	4	29-Jan-20	2	0	4	29-Jan-21	1	3	4
30-Jan-19	1	0	1	30-Jan-20	3	3	1	30-Jan-21	0	4	1
31-Jan-19	1	1	2	31-Jan-20	0	4	2	31-Jan-21	0	2	2
Total	25	38	63	Total	25	47	72	Total	31	71	102

Karur Medical College Hospital

Number of death certificates issued on each day in February 2019,2020 and 2021

Feb 2019

Feb 2020

Feb 2021

Death_Date	Female	Male	Total	Death_Date	Female	Male	Total	Death_Date	Female	Male	Total
01-Feb-19	1	3	4	01-Feb-20	0	3	4	01-Feb-21	0	0	4
02-Feb-19	0	1	1	02-Feb-20	3	2	1	02-Feb-21	3	4	1
03-Feb-19	0	3	3	03-Feb-20	1	1	3	03-Feb-21	2	2	3
04-Feb-19	0	1	1	04-Feb-20	2	6	1	04-Feb-21	0	2	1
05-Feb-19	1	0	1	05-Feb-20	1	3	1	05-Feb-21	0	2	1
06-Feb-19	0	1	1	06-Feb-20	0	1	1	06-Feb-21	1	4	1
07-Feb-19	2	0	2	07-Feb-20	2	3	2	07-Feb-21	0	0	2
08-Feb-19	0	0	0	08-Feb-20	0	1	0	08-Feb-21	0	1	0
09-Feb-19	1	1	2	09-Feb-20	0	2	2	09-Feb-21	1	1	2
10-Feb-19	1	0	1	10-Feb-20	1	2	1	10-Feb-21	1	3	1
11-Feb-19	1	1	2	11-Feb-20	1	0	2	11-Feb-21	1	1	2
12-Feb-19	2	4	6	12-Feb-20	0	2	6	12-Feb-21	0	0	6
13-Feb-19	0	2	2	13-Feb-20	1	3	2	13-Feb-21	1	3	2
14-Feb-19	3	1	4	14-Feb-20	1	0	4	14-Feb-21	0	1	4
15-Feb-19	1	2	3	15-Feb-20	2	0	3	15-Feb-21	0	1	3
16-Feb-19	0	0	0	16-Feb-20	2	5	0	16-Feb-21	1	2	0
17-Feb-19	0	2	2	17-Feb-20	2	3	2	17-Feb-21	0	1	2
18-Feb-19	1	1	2	18-Feb-20	2	2	2	18-Feb-21	2	2	2
19-Feb-19	0	1	1	19-Feb-20	1	1	1	19-Feb-21	0	3	1
20-Feb-19	0	1	1	20-Feb-20	0	2	1	20-Feb-21	0	1	1
21-Feb-19	1	1	2	21-Feb-20	1	2	2	21-Feb-21	2	1	2
22-Feb-19	1	1	2	22-Feb-20	2	2	2	22-Feb-21	1	0	2
23-Feb-19	0	1	1	23-Feb-20	2	1	1	23-Feb-21	2	1	1
24-Feb-19	1	0	1	24-Feb-20	1	3	1	24-Feb-21	2	2	1
25-Feb-19	1	0	1	25-Feb-20	1	1	1	25-Feb-21	1	5	1
26-Feb-19	1	2	3	26-Feb-20	0	2	3	26-Feb-21	3	2	3
27-Feb-19	1	1	2	27-Feb-20	1	1	2	27-Feb-21	0	0	2
Total	20	31	51	28-Feb-20	5	3	51	28-Feb-21	2	1	51
				29-Feb-20	2	3	5	Total	26	46	72
				Total	37	60	97				

Karur Medical College Hospital

Number of death certificates issued on each day in March 2019,2020 and 2021

Mar 2019

Mar 2020

Mar 2021

Death_Date	Female	Male	Total	Death_Date	Female	Male	Total	Death_Date	Female	Male	Total
01-Mar-19	1	0	1	01-May-20	6	13	19	01-Mar-21	2	0	2
02-Mar-19	1	0	1	02-May-20	6	11	17	02-Mar-21	1	3	4
03-Mar-19	0	0	0	03-May-20	7	5	12	03-Mar-21	0	1	1
04-Mar-19	0	3	3	04-May-20	2	12	14	04-Mar-21	1	1	2
05-Mar-19	0	2	2	05-May-20	5	11	16	05-Mar-21	2	2	4
06-Mar-19	2	1	3	06-May-20	4	10	14	06-Mar-21	2	2	4
07-Mar-19	1	1	2	07-May-20	6	8	14	07-Mar-21	1	0	1
08-Mar-19	1	1	2	08-May-20	7	13	20	08-Mar-21	1	5	6
09-Mar-19	0	1	1	09-May-20	9	9	18	09-Mar-21	1	5	6
10-Mar-19	0	0	0	10-May-20	3	11	14	10-Mar-21	1	5	6
11-Mar-19	0	3	3	11-May-20	6	16	22	11-Mar-21	0	1	1
12-Mar-19	0	0	0	12-May-20	2	11	13	12-Mar-21	4	2	6
13-Mar-19	1	1	2	13-May-20	6	7	13	13-Mar-21	1	5	6
14-Mar-19	0	0	0	14-May-20	5	9	14	14-Mar-21	1	0	1
15-Mar-19	0	0	0	15-May-20	8	12	20	15-Mar-21	2	4	6
16-Mar-19	0	1	1	16-May-20	4	5	9	16-Mar-21	0	1	1
17-Mar-19	2	1	3	17-May-20	5	13	18	17-Mar-21	1	1	2
18-Mar-19	0	2	2	18-May-20	11	16	27	18-Mar-21	2	1	3
19-Mar-19	1	3	4	19-May-20	5	12	17	19-Mar-21	1	1	2
20-Mar-19	1	1	2	20-May-20	3	11	14	20-Mar-21	2	2	4
21-Mar-19	2	0	2	21-May-20	5	8	13	21-Mar-21	2	2	4
22-Mar-19	1	1	2	22-May-20	6	16	22	22-Mar-21	1	2	3
23-Mar-19	1	0	1	23-May-20	8	16	24	23-Mar-21	2	3	5
24-Mar-19	1	2	3	24-May-20	4	10	14	24-Mar-21	0	4	4
25-Mar-19	2	1	3	25-May-20	5	16	21	25-Mar-21	1	2	3
26-Mar-19	0	2	2	26-May-20	7	10	17	26-Mar-21	1	2	3
27-Mar-19	1	0	1	27-May-20	5	15	20	27-Mar-21	2	1	3
28-Mar-19	1	3	4	28-May-20	2	15	17	28-Mar-21	2	4	6
29-Mar-19	0	3	3	29-May-20	6	17	23	29-Mar-21	2	1	3
30-Mar-19	1	0	1	30-May-20	6	13	19	30-Mar-21	0	0	0
31-Mar-19	0	3	3	31-May-20	8	13	21	31-Mar-21	0	3	3
Total	21	36	57	Total	172	364	536	Total	39	66	105

Karur Medical College Hospital

Number of death certificates issued on each day in April 2019,2020 and 2021

Apr 2019

Apr 2020

Apr 2021

Death_Date	Female	Male	Total	Death_Date	Female	Male	Total	Death_Date	Female	Male	Total
01-Apr-19	0	1	1	01-Apr-20	1	2	3	01-Apr-21	2	2	4
02-Apr-19	0	2	2	02-Apr-20	0	2	2	02-Apr-21	0	0	0
03-Apr-19	1	2	3	03-Apr-20	0	1	1	03-Apr-21	0	1	1
04-Apr-19	1	3	4	04-Apr-20	1	0	1	04-Apr-21	2	2	4
05-Apr-19	0	0	0	05-Apr-20	1	2	3	05-Apr-21	3	2	5
06-Apr-19	1	0	1	06-Apr-20	1	0	1	06-Apr-21	0	3	3
07-Apr-19	0	4	4	07-Apr-20	0	0	0	07-Apr-21	3	1	4
08-Apr-19	0	0	0	08-Apr-20	0	0	0	08-Apr-21	1	0	1
09-Apr-19	1	3	4	09-Apr-20	0	0	0	09-Apr-21	0	3	3
10-Apr-19	0	0	0	10-Apr-20	1	4	5	10-Apr-21	2	1	3
11-Apr-19	0	0	0	11-Apr-20	0	3	3	11-Apr-21	1	3	4
12-Apr-19	0	1	1	12-Apr-20	0	0	0	12-Apr-21	0	1	1
13-Apr-19	0	0	0	13-Apr-20	0	0	0	13-Apr-21	1	1	2
14-Apr-19	0	1	1	14-Apr-20	0	2	2	14-Apr-21	3	4	7
15-Apr-19	0	3	3	15-Apr-20	2	2	4	15-Apr-21	0	1	1
16-Apr-19	0	0	0	16-Apr-20	0	0	0	16-Apr-21	0	2	2
17-Apr-19	1	3	4	17-Apr-20	0	1	1	17-Apr-21	2	3	5
18-Apr-19	1	0	1	18-Apr-20	1	1	2	18-Apr-21	0	4	4
19-Apr-19	0	1	1	19-Apr-20	1	0	1	19-Apr-21	5	1	6
20-Apr-19	0	3	3	20-Apr-20	1	1	2	20-Apr-21	1	2	3
21-Apr-19	1	2	3	21-Apr-20	0	1	1	21-Apr-21	2	1	3
22-Apr-19	0	0	0	22-Apr-20	5	1	6	22-Apr-21	0	3	3
23-Apr-19	2	0	2	23-Apr-20	0	2	2	23-Apr-21	2	3	5
24-Apr-19	0	1	1	24-Apr-20	1	3	4	24-Apr-21	3	5	8
25-Apr-19	1	0	1	25-Apr-20	1	1	2	25-Apr-21	1	5	6
26-Apr-19	1	1	2	26-Apr-20	3	4	7	26-Apr-21	5	3	8
27-Apr-19	0	2	2	27-Apr-20	3	0	3	27-Apr-21	4	6	10
28-Apr-19	2	2	4	28-Apr-20	2	2	4	28-Apr-21	2	5	7
29-Apr-19	0	0	0	29-Apr-20	1	0	1	29-Apr-21	0	4	4
30-Apr-19	1	1	2	30-Apr-20	0	1	1	30-Apr-21	3	8	11
Total	14	36	50	Total	26	36	62	Total	48	80	128

Karur Medical College Hospital

Number of death certificates issued on each day in May 2019,2020 and 2021

May 2019

May 2020

May 2021

Death_Date	Female	Male	Total	Death_Date	Female	Male	Total	Death_Date	Female	Male	Total
01-May-19	0	1	1	01-May-20	1	2	3	01-May-21	5	11	16
02-May-19	0	2	2	02-May-20	0	1	1	02-May-21	2	9	11
03-May-19	1	1	2	03-May-20	2	0	2	03-May-21	4	9	13
04-May-19	0	0	0	04-May-20	1	0	1	04-May-21	9	10	19
05-May-19	1	1	2	05-May-20	0	1	1	05-May-21	4	7	11
06-May-19	1	2	3	06-May-20	1	1	2	06-May-21	2	8	10
07-May-19	1	2	3	07-May-20	0	1	1	07-May-21	5	11	16
08-May-19	0	1	1	08-May-20	1	2	3	08-May-21	5	11	16
09-May-19	0	1	1	09-May-20	0	1	1	09-May-21	7	11	18
10-May-19	0	1	1	10-May-20	2	0	2	10-May-21	11	20	31
11-May-19	4	2	6	11-May-20	2	0	2	11-May-21	11	17	28
12-May-19	0	5	5	12-May-20	0	0	0	12-May-21	8	14	22
13-May-19	1	2	3	13-May-20	3	1	4	13-May-21	10	11	21
14-May-19	0	3	3	14-May-20	2	0	2	14-May-21	12	15	27
15-May-19	1	2	3	15-May-20	0	1	1	15-May-21	7	30	37
16-May-19	1	4	5	16-May-20	0	1	1	16-May-21	5	23	28
17-May-19	0	2	2	17-May-20	0	2	2	17-May-21	12	23	35
18-May-19	0	0	0	18-May-20	1	1	2	18-May-21	17	24	41
19-May-19	1	2	3	19-May-20	0	0	0	19-May-21	22	26	48
20-May-19	1	1	2	20-May-20	1	1	2	20-May-21	15	19	34
21-May-19	0	4	4	21-May-20	1	1	2	21-May-21	16	18	34
22-May-19	2	5	7	22-May-20	0	3	3	22-May-21	9	12	21
23-May-19	2	1	3	23-May-20	0	1	1	23-May-21	14	22	36
24-May-19	1	1	2	24-May-20	2	3	5	24-May-21	15	24	39
25-May-19	0	0	0	25-May-20	1	1	2	25-May-21	15	18	33
26-May-19	0	1	1	26-May-20	1	1	2	26-May-21	14	24	38
27-May-19	0	3	3	27-May-20	1	1	2	27-May-21	14	15	29
28-May-19	0	6	6	28-May-20	2	2	4	28-May-21	11	27	38
29-May-19	0	0	0	29-May-20	0	1	1	29-May-21	10	21	31
30-May-19	0	2	2	30-May-20	1	1	2	30-May-21	14	8	22
31-May-19	2	2	4	31-May-20	0	1	1	31-May-21	8	21	29
Total	20	60	80	Total	26	32	58	Total	313	519	832

Tiruppur Government Headquarters Hospital

Number of death certificates issued on each day in January
2019,2020 and 2021

Jan 2019

Jan 2020

Jan 2021

Death_Date	Female	Male	Total	Death_Date	Female	Male	Total	Death_Date	Female	Male	Total
01-Jan-19	2	0	2	01-Jan-20	1	1	2	01-Jan-21	1	1	2
02-Jan-19	0	0	0	02-Jan-20	0	0	0	02-Jan-21	0	0	0
03-Jan-19	1	5	6	03-Jan-20	0	0	6	03-Jan-21	3	2	6
04-Jan-19	0	2	2	04-Jan-20	1	0	2	04-Jan-21	0	6	2
05-Jan-19	3	0	3	05-Jan-20	0	0	3	05-Jan-21	2	1	3
06-Jan-19	0	2	2	06-Jan-20	0	0	2	06-Jan-21	1	3	2
07-Jan-19	1	2	3	07-Jan-20	1	2	3	07-Jan-21	1	0	3
08-Jan-19	1	4	5	08-Jan-20	0	1	5	08-Jan-21	1	0	5
09-Jan-19	0	5	5	09-Jan-20	0	0	5	09-Jan-21	2	3	5
10-Jan-19	0	0	0	10-Jan-20	0	1	0	10-Jan-21	2	3	0
11-Jan-19	0	4	4	11-Jan-20	0	1	4	11-Jan-21	1	1	4
12-Jan-19	0	1	1	12-Jan-20	1	1	1	12-Jan-21	0	5	1
13-Jan-19	1	0	1	13-Jan-20	1	1	1	13-Jan-21	0	0	1
14-Jan-19	0	3	3	14-Jan-20	0	1	3	14-Jan-21	1	5	3
15-Jan-19	0	0	0	15-Jan-20	1	3	0	15-Jan-21	1	0	0
16-Jan-19	0	0	0	16-Jan-20	0	2	0	16-Jan-21	0	1	0
17-Jan-19	0	1	1	17-Jan-20	1	1	1	17-Jan-21	2	3	1
18-Jan-19	0	0	0	18-Jan-20	2	0	0	18-Jan-21	1	3	0
19-Jan-19	0	0	0	19-Jan-20	2	2	0	19-Jan-21	1	2	0
20-Jan-19	0	1	1	20-Jan-20	0	2	1	20-Jan-21	1	3	1
21-Jan-19	0	2	2	21-Jan-20	2	2	2	21-Jan-21	0	3	2
22-Jan-19	0	0	0	22-Jan-20	2	0	0	22-Jan-21	1	1	0
23-Jan-19	0	1	1	23-Jan-20	1	0	1	23-Jan-21	1	5	1
24-Jan-19	1	1	2	24-Jan-20	0	1	2	24-Jan-21	1	2	2
25-Jan-19	1	1	2	25-Jan-20	0	1	2	25-Jan-21	3	1	2
26-Jan-19	0	2	2	26-Jan-20	1	2	2	26-Jan-21	0	1	2
27-Jan-19	0	0	0	27-Jan-20	0	2	0	27-Jan-21	1	4	0
28-Jan-19	0	0	0	28-Jan-20	1	1	0	28-Jan-21	2	5	0
29-Jan-19	1	1	2	29-Jan-20	0	1	2	29-Jan-21	1	3	2
30-Jan-19	0	0	0	30-Jan-20	2	2	0	30-Jan-21	2	1	0
31-Jan-19	1	0	1	31-Jan-20	2	0	1	31-Jan-21	1	0	1
Total	13	38	51	Total	22	31	53	Total	34	68	102

Tiruppur Government Headquarters Hospital

Number of death certificates issued on each day in February
2019,2020 and 2021

Feb 2019

Feb 2020

Feb 2021

Death_Date	Female	Male	Total	Death_Date	Female	Male	Total	Death_Date	Female	Male	Total
01-Feb-19	1	0	1	01-Feb-20	1	1	1	01-Feb-21	0	4	1
02-Feb-19	0	2	2	02-Feb-20	2	1	2	02-Feb-21	0	2	2
03-Feb-19	0	2	2	03-Feb-20	2	1	2	03-Feb-21	0	1	2
04-Feb-19	0	0	0	04-Feb-20	0	1	0	04-Feb-21	1	1	0
05-Feb-19	0	1	1	05-Feb-20	0	0	1	05-Feb-21	2	3	1
06-Feb-19	0	1	1	06-Feb-20	1	0	1	06-Feb-21	0	2	1
07-Feb-19	0	1	1	07-Feb-20	0	1	1	07-Feb-21	1	1	1
08-Feb-19	1	1	2	08-Feb-20	0	0	2	08-Feb-21	1	5	2
09-Feb-19	2	1	3	09-Feb-20	0	3	3	09-Feb-21	0	3	3
10-Feb-19	0	1	1	10-Feb-20	1	1	1	10-Feb-21	0	3	1
11-Feb-19	0	0	0	11-Feb-20	0	0	0	11-Feb-21	1	3	0
12-Feb-19	0	0	0	12-Feb-20	2	1	0	12-Feb-21	0	7	0
13-Feb-19	0	0	0	13-Feb-20	2	1	0	13-Feb-21	2	3	0
14-Feb-19	1	0	1	14-Feb-20	1	4	1	14-Feb-21	2	2	1
15-Feb-19	0	1	1	15-Feb-20	1	2	1	15-Feb-21	2	3	1
16-Feb-19	0	0	0	16-Feb-20	1	1	0	16-Feb-21	0	2	0
17-Feb-19	0	1	1	17-Feb-20	0	0	1	17-Feb-21	1	1	1
18-Feb-19	1	3	4	18-Feb-20	4	0	4	18-Feb-21	1	2	4
19-Feb-19	1	2	3	19-Feb-20	0	2	3	19-Feb-21	2	2	3
20-Feb-19	0	0	0	20-Feb-20	0	1	0	20-Feb-21	1	3	0
21-Feb-19	1	0	1	21-Feb-20	2	1	1	21-Feb-21	1	2	1
22-Feb-19	1	0	1	22-Feb-20	1	2	1	22-Feb-21	1	0	1
23-Feb-19	0	2	2	23-Feb-20	0	1	2	23-Feb-21	2	2	2
24-Feb-19	0	0	0	24-Feb-20	1	1	0	24-Feb-21	0	4	0
25-Feb-19	0	1	1	25-Feb-20	0	1	1	25-Feb-21	4	1	1
26-Feb-19	1	1	2	26-Feb-20	0	1	2	26-Feb-21	1	1	2
27-Feb-19	3	0	3	27-Feb-20	0	1	3	27-Feb-21	0	4	3
28-Feb-19	1	1	2	28-Feb-20	1	0	2	28-Feb-21	1	2	2
Total	14	22	36	29-Feb-20	0	1	36	Total	27	69	96
				Total	23	30	53				

Tiruppur Government Headquarters Hospital

Number of death certificates issued on each day in March 2019,2020 and 2021

Mar 2019

Mar 2020

Mar 2021

Death_Date	Female	Male	Total	Death_Date	Female	Male	Total	Death_Date	Female	Male	Total
01-Mar-19	0	0	0	01-Mar-20	1	0	1	01-Mar-21	1	2	3
02-Mar-19	1	0	1	02-Mar-20	1	0	1	02-Mar-21	1	2	3
03-Mar-19	1	1	2	03-Mar-20	0	0	0	03-Mar-21	0	0	0
04-Mar-19	0	1	1	04-Mar-20	0	2	2	04-Mar-21	2	5	7
05-Mar-19	0	1	1	05-Mar-20	0	0	0	05-Mar-21	1	3	4
06-Mar-19	2	2	4	06-Mar-20	1	2	3	06-Mar-21	1	2	3
07-Mar-19	0	0	0	07-Mar-20	0	0	0	07-Mar-21	1	1	2
08-Mar-19	1	0	1	08-Mar-20	0	2	2	08-Mar-21	3	2	5
09-Mar-19	1	0	1	09-Mar-20	0	1	1	09-Mar-21	2	4	6
10-Mar-19	0	0	0	10-Mar-20	4	2	6	10-Mar-21	1	2	3
11-Mar-19	0	2	2	11-Mar-20	1	4	5	11-Mar-21	0	1	1
12-Mar-19	1	1	2	12-Mar-20	0	0	0	12-Mar-21	0	0	0
13-Mar-19	1	1	2	13-Mar-20	0	2	2	13-Mar-21	0	1	1
14-Mar-19	0	0	0	14-Mar-20	1	3	4	14-Mar-21	1	1	2
15-Mar-19	1	1	2	15-Mar-20	0	2	2	15-Mar-21	2	4	6
16-Mar-19	1	0	1	16-Mar-20	0	1	1	16-Mar-21	2	4	6
17-Mar-19	1	1	2	17-Mar-20	1	6	7	17-Mar-21	1	3	4
18-Mar-19	0	0	0	18-Mar-20	1	1	2	18-Mar-21	1	0	1
19-Mar-19	1	0	1	19-Mar-20	2	1	3	19-Mar-21	0	1	1
20-Mar-19	0	1	1	20-Mar-20	1	1	2	20-Mar-21	0	1	1
21-Mar-19	2	1	3	21-Mar-20	1	1	2	21-Mar-21	1	2	3
22-Mar-19	2	2	4	22-Mar-20	3	1	4	22-Mar-21	1	0	1
23-Mar-19	0	3	3	23-Mar-20	1	1	2	23-Mar-21	1	2	3
24-Mar-19	0	1	1	24-Mar-20	1	2	3	24-Mar-21	3	0	3
25-Mar-19	1	0	1	25-Mar-20	0	2	2	25-Mar-21	2	3	5
26-Mar-19	1	2	3	26-Mar-20	0	1	1	26-Mar-21	0	5	5
27-Mar-19	0	0	0	27-Mar-20	1	1	2	27-Mar-21	4	3	7
28-Mar-19	0	0	0	28-Mar-20	0	0	0	28-Mar-21	2	4	6
29-Mar-19	0	3	3	29-Mar-20	0	2	2	29-Mar-21	1	4	5
30-Mar-19	0	2	2	30-Mar-20	0	1	1	30-Mar-21	3	2	5
31-Mar-19	0	0	0	31-Mar-20	3	0	3	31-Mar-21	1	5	6
Total	18	26	44	Total	24	42	66	Total	39	69	108

Tiruppur Government Headquarters Hospital

Number of death certificates issued on each day in April 2019,2020 and 2021

Apr 2019

Apr 2020

Apr 2021

Death_Date	Female	Male	Total	Death_Date	Female	Male	Total	Death_Date	Female	Male	Total
01-Apr-19	2	1	3	01-Apr-20	3	0	3	01-Apr-21	1	2	3
02-Apr-19	3	2	5	02-Apr-20	2	0	2	02-Apr-21	3	0	3
03-Apr-19	5	0	5	03-Apr-20	2	1	3	03-Apr-21	2	1	3
04-Apr-19	0	0	0	04-Apr-20	2	0	2	04-Apr-21	3	1	4
05-Apr-19	2	1	3	05-Apr-20	0	2	2	05-Apr-21	1	1	2
06-Apr-19	3	1	4	06-Apr-20	1	0	1	06-Apr-21	2	3	5
07-Apr-19	0	2	2	07-Apr-20	1	0	1	07-Apr-21	1	2	3
08-Apr-19	3	3	6	08-Apr-20	2	0	2	08-Apr-21	4	4	8
09-Apr-19	1	2	3	09-Apr-20	0	0	0	09-Apr-21	3	3	6
10-Apr-19	4	0	4	10-Apr-20	1	1	2	10-Apr-21	2	2	4
11-Apr-19	2	2	4	11-Apr-20	0	0	0	11-Apr-21	1	1	2
12-Apr-19	2	1	3	12-Apr-20	0	0	0	12-Apr-21	1	3	4
13-Apr-19	0	3	3	13-Apr-20	1	0	1	13-Apr-21	2	1	3
14-Apr-19	3	3	6	14-Apr-20	2	0	2	14-Apr-21	2	2	4
15-Apr-19	4	2	6	15-Apr-20	0	0	0	15-Apr-21	7	0	7
16-Apr-19	1	1	2	16-Apr-20	1	2	3	16-Apr-21	6	0	6
17-Apr-19	2	4	6	17-Apr-20	1	0	1	17-Apr-21	3	4	7
18-Apr-19	1	3	4	18-Apr-20	0	0	0	18-Apr-21	2	0	2
19-Apr-19	3	0	3	19-Apr-20	1	0	1	19-Apr-21	1	3	4
20-Apr-19	3	1	4	20-Apr-20	1	1	2	20-Apr-21	3	0	3
21-Apr-19	2	2	4	21-Apr-20	0	0	0	21-Apr-21	2	0	2
22-Apr-19	1	1	2	22-Apr-20	1	2	3	22-Apr-21	7	2	9
23-Apr-19	0	0	0	23-Apr-20	0	0	0	23-Apr-21	3	4	7
24-Apr-19	2	1	3	24-Apr-20	2	0	2	24-Apr-21	5	0	5
25-Apr-19	3	1	4	25-Apr-20	2	0	2	25-Apr-21	5	1	6
26-Apr-19	4	4	8	26-Apr-20	0	0	0	26-Apr-21	4	7	11
27-Apr-19	4	2	6	27-Apr-20	0	1	1	27-Apr-21	12	3	15
28-Apr-19	2	2	4	28-Apr-20	1	0	1	28-Apr-21	4	9	13
29-Apr-19	3	1	4	29-Apr-20	2	1	3	29-Apr-21	5	2	7
30-Apr-19	2	1	3	30-Apr-20	2	1	3	30-Apr-21	4	3	7
Grand Total	67	47	114	Grand Tot:	31	12	43	Grand Tot:	101	64	165

Tiruppur Government Headquarters Hospital

Number of death certificates issued on each day in May 2019,2020 and 2021

May 2019

May 2020

May 2021

Death_Date	Female	Male	Total	Death_Date	Female	Male	Total	Death_Date	Female	Male	Total
01-May-19	1	2	3	01-May-20	1	2	3	01-May-21	5	9	14
02-May-19	0	0	0	02-May-20	2	1	3	02-May-21	3	6	9
03-May-19	1	0	1	03-May-20	0	1	1	03-May-21	10	9	19
04-May-19	0	0	0	04-May-20	1	1	2	04-May-21	6	11	17
05-May-19	0	1	1	05-May-20	1	1	2	05-May-21	4	7	11
06-May-19	0	0	0	06-May-20	0	0	0	06-May-21	6	11	17
07-May-19	0	1	1	07-May-20	2	4	6	07-May-21	9	15	24
08-May-19	0	2	2	08-May-20	1	2	3	08-May-21	5	7	12
09-May-19	0	0	0	09-May-20	1	1	2	09-May-21	9	18	27
10-May-19	1	1	2	10-May-20	1	2	3	10-May-21	8	13	21
11-May-19	1	1	2	11-May-20	2	3	5	11-May-21	5	14	19
12-May-19	0	1	1	12-May-20	0	3	3	12-May-21	11	20	31
13-May-19	1	1	2	13-May-20	2	2	4	13-May-21	11	6	17
14-May-19	0	1	1	14-May-20	0	4	4	14-May-21	4	10	14
15-May-19	1	0	1	15-May-20	1	4	5	15-May-21	10	12	22
16-May-19	0	1	1	16-May-20	0	1	1	16-May-21	9	12	21
17-May-19	0	1	1	17-May-20	0	2	2	17-May-21	7	22	29
18-May-19	1	1	2	18-May-20	1	0	1	18-May-21	7	22	29
19-May-19	0	0	0	19-May-20	1	3	4	19-May-21	10	36	46
20-May-19	0	0	0	20-May-20	3	3	6	20-May-21	16	29	45
21-May-19	0	3	3	21-May-20	1	2	3	21-May-21	9	25	34
22-May-19	0	0	0	22-May-20	1	2	3	22-May-21	10	13	23
23-May-19	0	1	1	23-May-20	0	3	3	23-May-21	11	18	29
24-May-19	0	0	0	24-May-20	1	3	4	24-May-21	15	24	39
25-May-19	0	0	0	25-May-20	1	1	2	25-May-21	17	22	39
26-May-19	0	0	0	26-May-20	0	0	0	26-May-21	15	11	26
27-May-19	0	0	0	27-May-20	1	4	5	27-May-21	6	13	19
28-May-19	0	2	2	28-May-20	0	4	4	28-May-21	6	11	17
29-May-19	0	0	0	29-May-20	0	0	0	29-May-21	8	17	25
30-May-19	0	2	2	30-May-20	1	2	3	30-May-21	9	14	23
31-May-19	1	0	1	31-May-20	0	2	2	31-May-21	6	12	18
Total	8	22	30	Total	26	63	89	Total	267	469	736

Cumulative count of death certificates issued in all the 6 hospitals
 In January 2019,2020 & 2021

Date	2019	2020	2021
01-Jan	73	70	62
02-Jan	56	67	66
03-Jan	83	71	75
04-Jan	78	91	80
05-Jan	70	66	71
06-Jan	75	73	83
07-Jan	80	74	83
08-Jan	75	79	90
09-Jan	73	43	73
10-Jan	65	78	69
11-Jan	78	58	66
12-Jan	79	82	84
13-Jan	56	73	72
14-Jan	72	70	61
15-Jan	82	65	71
16-Jan	86	80	63
17-Jan	74	83	71
18-Jan	64	78	92
19-Jan	69	58	84
20-Jan	65	93	70
21-Jan	80	63	95
22-Jan	83	69	87
23-Jan	84	72	84
24-Jan	70	69	73
25-Jan	64	45	82
26-Jan	67	66	79
27-Jan	71	55	84
28-Jan	62	77	83
29-Jan	72	72	71
30-Jan	64	91	74
31-Jan	67	54	77
Total	2237	2185	2375

Cumulative count of death certificates issued in all the 6 hospitals
 In February 2019,2020 & 2021

Date	2019	2020	2021
01-Feb	80	76	87
02-Feb	74	79	88
03-Feb	82	68	61
04-Feb	55	75	58
05-Feb	75	67	93
06-Feb	61	55	81
07-Feb	72	64	61
08-Feb	71	74	73
09-Feb	75	66	84
10-Feb	78	58	94
11-Feb	70	67	77
12-Feb	74	80	93
13-Feb	62	77	78
14-Feb	53	60	88
15-Feb	71	78	85
16-Feb	74	71	64
17-Feb	72	76	73
18-Feb	64	76	73
19-Feb	82	59	81
20-Feb	58	62	79
21-Feb	59	66	86
22-Feb	66	73	66
23-Feb	60	63	78
24-Feb	53	69	89
25-Feb	63	81	89
26-Feb	86	76	70
27-Feb	74	71	72
28-Feb	63	71	68
29 -Feb	0	70	0
Total	1927	2028	2189

Cumulative count of death certificates issued in all the 6 hospitals
 In March 2019,2020 & 2021

Date	2019	2020	2021
01-Mar	59	55	73
02-Mar	67	66	94
03-Mar	63	80	69
04-Mar	59	75	54
05-Mar	71	71	62
06-Mar	75	76	76
07-Mar	64	71	82
08-Mar	66	68	85
09-Mar	86	63	76
10-Mar	51	65	81
11-Mar	64	73	57
12-Mar	60	46	76
13-Mar	56	61	79
14-Mar	55	56	67
15-Mar	47	70	89
16-Mar	67	67	66
17-Mar	70	79	71
18-Mar	52	59	80
19-Mar	69	74	70
20-Mar	65	53	73
21-Mar	66	72	68
22-Mar	81	60	66
23-Mar	54	63	74
24-Mar	67	80	75
25-Mar	59	57	56
26-Mar	83	52	62
27-Mar	58	39	78
28-Mar	69	59	97
29-Mar	68	40	94
30-Mar	57	54	95
31-Mar	58	54	79
Total	1986	1958	2324

Cumulative count of death certificates issued in all the 6 hospitals
 In April 2019,2020 & 2021

Date	2019	2020	2021
01-Apr	66	42	60
02-Apr	64	39	64
03-Apr	76	53	79
04-Apr	64	37	72
05-Apr	58	42	74
06-Apr	79	30	83
07-Apr	66	45	80
08-Apr	75	47	83
09-Apr	81	48	85
10-Apr	56	39	91
11-Apr	78	52	72
12-Apr	71	39	68
13-Apr	71	47	86
14-Apr	76	47	78
15-Apr	82	50	95
16-Apr	71	49	94
17-Apr	82	56	94
18-Apr	62	41	100
19-Apr	61	59	110
20-Apr	79	48	95
21-Apr	72	50	88
22-Apr	74	54	111
23-Apr	57	37	109
24-Apr	67	58	115
25-Apr	66	59	110
26-Apr	72	52	152
27-Apr	82	43	160
28-Apr	75	64	174
29-Apr	64	55	153
30-Apr	70	58	174
Total	2117	1440	3009

Cumulative count of death certificates issued in all the 6 hospitals
In May 2019,2020 & 2021

Date	2019	2020	2021
01-May	59	49	184
02-May	59	51	184
03-May	62	53	242
04-May	77	44	252
05-May	75	46	211
06-May	68	49	254
07-May	89	46	270
08-May	58	67	274
09-May	54	65	292
10-May	84	54	335
11-May	76	55	333
12-May	78	54	318
13-May	71	51	282
14-May	82	61	305
15-May	76	56	287
16-May	77	57	307
17-May	91	53	346
18-May	75	67	332
19-May	84	52	335
20-May	70	72	344
21-May	83	56	319
22-May	76	76	288
23-May	81	62	287
24-May	75	71	345
25-May	59	67	316
26-May	64	64	285
27-May	83	74	276
28-May	101	68	266
29-May	88	52	224
30-May	82	65	191
31-May	63	64	206
Total	2320	1821	8690

Death Bulletin Data

Date wise Consolidated Covid deaths reported in the 6 Hospitals From April 1 2021 to May 31 2021

Date List Apr - May	Trichy_Death _Count Mahatma Gandhi Memorial Government Hospital	Coimbatore_Death_Count Coimbatore Medical College Hospital	Madurai_Death_Count Government Rajaji Hospital	Vellore_Death_Count Vellore Medical College Hospital	Tiruppur_Death_Count Tiruppur Medical College Hospital	Karur_Death_Count Karur Medical College Hospital
01-Apr-21	0	0	0	0	0	0
02-Apr-21	0	0	0	0	0	0
03-Apr-21	0	1	0	0	0	0
04-Apr-21	0	0	0	0	0	0
05-Apr-21	0	1	0	0	0	0
06-Apr-21	0	1	0	0	0	0
07-Apr-21	0	1	0	0	0	0
08-Apr-21	0	1	1	0	0	0
09-Apr-21	0	1	0	0	0	0
10-Apr-21	0	0	0	0	0	0
11-Apr-21	0	0	0	0	0	0
12-Apr-21	0	3	0	0	0	0
13-Apr-21	0	2	0	0	0	0
14-Apr-21	0	0	0	0	0	0
15-Apr-21	0	0	1	0	0	0
16-Apr-21	0	0	0	0	0	0
17-Apr-21	0	1	0	0	0	0
18-Apr-21	0	0	0	0	0	0
19-Apr-21	0	1	0	0	0	0
20-Apr-21	0	1	0	0	0	0
21-Apr-21	0	1	0	0	0	0
22-Apr-21	0	2	0	0	0	0
23-Apr-21	1	2	1	1	0	0
24-Apr-21	0	1	1	0	0	0
25-Apr-21	1	1	0	0	0	0
26-Apr-21	0	1	0	3	0	2
27-Apr-21	0	3	2	0	0	0
28-Apr-21	1	2	4	3	0	1
29-Apr-21	1	2	3	1	0	0
30-Apr-21	0	1	4	3	0	1
01-May-21	1	5	4	2	0	1
02-May-21	0	0	0	3	0	2
03-May-21	0	6	2	1	0	1
04-May-21	1	6	2	1	0	2
05-May-21	1	4	6	4	0	2
06-May-21	0	9	6	2	0	2
07-May-21	0	7	7	3	0	0
08-May-21	0	11	9	3	0	3
09-May-21	0	12	6	4	0	3
10-May-21	2	8	6	2	0	3
11-May-21	0	4	5	4	0	2
12-May-21	2	5	8	2	0	0
13-May-21	3	7	3	4	0	4
14-May-21	3	7	5	5	0	5
15-May-21	1	4	4	2	0	6
16-May-21	2	5	5	2	0	4
17-May-21	3	8	9	3	0	2
18-May-21	6	4	8	5	7	6
19-May-21	3	8	6	2	17	6
20-May-21	6	11	5	3	8	6
21-May-21	1	9	5	5	8	8
22-May-21	2	9	7	1	5	3
23-May-21	1	13	3	4	13	4
24-May-21	2	12	8	3	7	1
25-May-21	0	15	7	3	13	2
26-May-21	2	13	0	7	6	4
27-May-21	0	9	4	1	3	2
28-May-21	0	22	6	4	6	9
29-May-21	3	18	3	4	1	4
30-May-21	3	16	3	2	0	5
31-May-21	3	24	3	2	0	9
Grand Total	55	321	172	104	94	115